

National Christian College Forensics Invitational After Dinner Speaking

Code	Team	Competitor(s)	Division	Prelims			Rank total	Spkr. points	Head to head	Finals			Rank total	Judges pref.	Spkr. points	Head to head	Prelim Ranks	Finals result
				1	2	3				C1	Y13	M4						
A3	Cedarville University IE	Megan Pierce	Varsity	3 (90)	1 (96)	1 (100)	5	286		6 (95)	6 (95)	3 (95)	15		285		5	6
B10	Whitworth University	Travis Plunkett	Varsity	5 (86)	2 (97)	2 (96)	9	279									9	
B11	Whitworth University	Celeste Riley-Norman	Varsity	1 (100)	4 (95)	1 (92)	6	287		2 (99)	2 (99)	1 (98)	5		296		6	2
B4	Whitworth University	Aidan Hollister	Varsity	4 (88)	4 (91)	4 (80)	12	259									12	
B5	Whitworth University	Drew Lorenc	Varsity	2 (95)	4 (90)	1 (98)	7	283		1 (100)	1 (100)	2 (97)	4		297		7	1
B8	Whitworth University	Skye Gordon	Varsity	2 (90)	1 (96)	2 (90)	5	276		4 (97)	4 (96)	6 (89)	14		282		5	5
B9	Whitworth University	AhLana Ames	Varsity	4 (85)	2 (94)	4 (82)	10	261									10	
G3	Kansas Wesleyan University	Savannah Bonilla	Novice	3 (90)	5 (94)	5 (80)	13	264									13	
K4	California Baptist University	Nicholas Santamaria	Varsity	5 (82)	3 (96)	3 (84)	11	262									11	
K7	California Baptist University	Jaclyn Greene	Varsity	4 (87)	3 (93)	5 (86)	12	266									12	
K8	California Baptist University	Ryza Corcino	Novice	1 (96)	2 (93)	3 (85)	6	274		5 (96)	3 (98)	5 (90)	13		284		6	4
M5	Belmont University	Aaron Kleinschmidt	Varsity	1 (95)	3 (91)	3 (95)	7	281									7	
Q10	Colorado Christian University	Kendall Woods	Novice	3 (88)	5 (91)	4 (90)	12	269									12	
Q2	Colorado Christian University	Zeke Kellog	Novice	5 (80)	5 (77)		10	157									10	
Q9	Colorado Christian University	Corbin Meacham	Varsity	2 (94)	1 (98)	2 (90)	5	282		3 (98)	5 (96)	4 (93)	12		287		5	3

National Christian College Forensics Invitational Communication Analysis

Code	Team	Competitor(s)	Division	Prelims			Rank total	Spkr. points	Head to head	Finals			Rank total	Judges pref.	Spkr. points	Head to head	Prelim Ranks	Finals result
				1	2	3				M4	Q4	C1						
A1	Cedarville University IE	Alex Boesch	Varsity	2 (94)	2 (99)	1 (99)	5	292		2 (97)	2 (100)	3 (98)	7		295		5	2
B4	Whitworth University	Aidan Hollister	Varsity	1 (99)	2 (94)	4 (96)	7	289		4 (85)	3 (100)	4 (97)	11		282		7	4
C8	Concordia University, Nebraska	Madison Kurtz	Novice	4 (93)	4 (80)	3 (91)	11	264									11	
D2	Bethel University	Elizabeth Jonker	Varsity	3 (94)	3 (92)	2 (98)	8	284									8	
D6	Bethel University	Jill Herman	Varsity	3 (94)	4 (94)	4 (89)	11	277									11	
E9	Liberty University	Kay Wills	Varsity	1 (96)	1 (98)	2 (92)	4	286		1 (98)	1 (100)	1 (100)	3		298		4	1
G5	Kansas Wesleyan University	Madi Mitchell	Varsity	2 (97)	1 (100)	3 (97)	6	294		3 (92)	4 (100)	2 (99)	9		291		6	3
R2	GCU	Jess Kennedy	Varsity	4 (93)	3 (96)	1 (94)	8	283									8	

This tournament is being run using SpeechWire Tournament Services software - www.SpeechWire.com.
© 2004-2021 Ben Stewart - All Rights Reserved. SpeechWire version 4.22.000.

National Christian College Forensics Invitational Dramatic Interpretation

Code	Team	Competitor(s)	Division	Prelims			Rank total	Spkr. points	Head to head	Finals			Rank total	Judges pref.	Spkr. points	Head to head	Prelim Ranks	Finals result
				1	2	3				Q4	L7	N1						
A1	Cedarville University IE	Alex Boesch	Varsity	1 (93)	1 (98)	5 (92)	7	283		3 (100)	3 (95)	2 (98)	8		293		7	2
A3	Cedarville University IE	Megan Pierce	Varsity	2 (93)	2 (99)	5 (91)	9	283									9	
A4	Cedarville University IE	Maren Moses	Novice	3 (89)	4 (90)	5 (87)	12	266									12	
C4	Concordia University, Nebraska	Sabrina Reed	Varsity	3 (91)	5 (91)	3 (94)	11	276									11	
C5	Concordia University, Nebraska	Angelina Stinson	Varsity	2 (90)	5 (95)	2 (99)	9	284									9	
D2	Bethel University	Elizabeth Jonker	Varsity	2 (91)	3 (91)	2 (94)	7	276		6 (95)	5 (92)	5 (95)	16		282		7	6
D3	Bethel University	McKayla Schneck	Varsity	4 (88)	3 (97)	5 (88)	12	273									12	
E1	Liberty University	Jaiden Lane	Novice	5 (85)	3 (95)	1 (100)	9	280									9	
E5	Liberty University	Jacqueline Hale	Varsity	3 (89)	1 (100)	1 (100)	5	289		2 (100)	6 (90)	4 (96)	12		286		5	4
G2	Kansas Wesleyan University	Abby Wray	Varsity	1 (91)	4 (96)	1 (97)	6	284		1 (100)	2 (96)	1 (99)	4		295		6	1
G7	Kansas Wesleyan University	Elizabeth Schaefer	Novice	4 (89)	2 (93)	2 (97)	8	279		5 (95)	1 (98)	3 (97)	9		290		8	3
K6	California Baptist University	Taelyn Kanaan	Novice	5 (86)	4 (93)	4 (93)	13	272									13	
M6	Belmont University	Alex Jordan	Varsity	4 (87)	2 (97)	3 (99)	9	283									9	
Q10	Colorado Christian University	Kendall Woods	Novice	5 (85)	5 (94)	3 (96)	13	275									13	
Q8	Colorado Christian University	Ana Dosianu	Varsity	5 (87)	5 (88)	4 (90)	14	265									14	
Q9	Colorado Christian University	Corbin Meacham	Varsity	5 (88)	5 (89)	5 (86)	15	263									15	
R3	GCU	Lauren Baker	Varsity	5 (84)	5 (89)	5 (85)	15	258									15	
T7	Howard Payne	Alek Mendoza	Varsity	1 (97)	1 (95)	4 (94)	6	286		4 (98)	4 (93)	6 (94)	14		285		6	5

National Christian College Forensics Invitational Duo Interpretation

Code	Team	Competitor(s)	Division	Prelims			Rank total	Spkr. points	Head to head	Finals			Rank total	Judges pref.	Spkr. points	Head to head	Prelim Ranks	Finals result
				1	2	3				B8	Y6	A1						
C10	Concordia University, Nebraska	Thomas Welch and Kalina Vavra	Novice	1 (95)	1 (92)	3 (85)	5	272		2 (95)	4 (86)	3 (85)	9		266		5	3
D6	Bethel University	Jill Herman and Laura Clark	Varsity	3 (90)	3 (85)	2 (89)	8	264		4 (91)	3 (87)	4 (80)	11		258		8	4
E5	Liberty University	Jacqueline Hale and Victorie Norman	Varsity	3 (84)	2 (89)	4 (83)	9	256									9	
M6	Belmont University	Alex Jordan and Aaron Kleinschmidt	Varsity	1 (90)	2 (91)	1 (98)	4	279		1 (98)	1 (89)	1 (95)	3		282		4	1
Q11	Colorado Christian University	Emily Bergman and Cheyenne Brown	Varsity	4 (89)	4 (86)	3 (84)	11	259									11	
Q7	Colorado Christian University	Ana Dosianu and Archer Craddock	Varsity	2 (93)	4 (82)	2 (88)	8	263									8	
Q9	Colorado Christian University	Emily Bergman and Corbin Meacham	Varsity	2 (87)	3 (90)	1 (90)	6	267		3 (93)	2 (88)	2 (90)	7		271		6	2
T1	Howard Payne	Jewel Schoppe and Abigail Poling	Novice	4 (81)	1 (93)	4 (80)	9	254									9	

National Christian College Forensics Invitational Varsity Extemporaneous Speaking

Code	Team	Competitor(s)	Prelims			Rank total	Spkr. points	Head to head	Finals			Rank total	Judges pref.	Spkr. points	Head to head	Prelim Ranks	Finals result
			1	2	3				B3	C2	A1						
B1	Whitworth University	Kelea Ilac	3 (95)	4 (96)		7	191								7		
B2	Whitworth University	Payton Lo	5 (96)	3 (96)	2 (97)	10	289								10		
B3	Whitworth University	Sanjay Philip	5 (89)	1 (100)	2 (97)	8	286								8		
B4	Whitworth University	Aidan Hollister	4 (79)	5 (89)	5 (86)	14	254								14		
B5	Whitworth University	Drew Lorenc	4 (81)	1 (100)	5 (96)	10	277								10		
D1	Bethel University	Brooke Thacker	3 (98)	5 (93)	3 (98)	11	289								11		
G1	Kansas Wesleyan University	Bryce Boyd	1 (100)	3 (97)	1 (98)	5	295		1 (99)	1 (97)	3 (94)	5	1	290	5	1	
G2	Kansas Wesleyan University	Abby Wray	1 (98)	1 (98)	1 (98)	3	294		5 (87)	5 (82)	5 (88)	15		257	3	6	
G5	Kansas Wesleyan University	Madi Mitchell	1 (85)	4 (93)	4 (97)	9	275								9		
K1	California Baptist University	Mariah Vertulfo	4 (96)	5 (92)	5 (92)	14	280								14		
K3	California Baptist University	Marlene Buitron	5 (70)	4 (95)	4 (88)	13	253								13		
K4	California Baptist University	Nicholas Santamaria	5 (75)	5 (94)	5 (92)	15	261								15		
M1	Belmont University	DJ Needs	2 (90)	1 (99)	3 (96)	6	285								6		
M2	Belmont University	Carly Crotty	3 (80)	2 (97)	3 (88)	8	265								8		
M4	Belmont University	Luke Litz	1 (97)	3 (95)	1 (99)	5	291		2 (91)	2 (92)	1 (98)	5	2	281	5	2	
N1	Azusa Pacific University	Randal Wyckoff	3 (85)	4 (92)	3 (95)	10	272								10		
Q1	Colorado Christian University	Emily Bergman	2 (96)	2 (98)	4 (94)	8	288								8		
Q5	Colorado Christian University	Shoshanna Howey	1 (92)	2 (97)	2 (97)	5	286		4 (88)	4 (87)	6 (87)	14		262	5	5	
Q6	Colorado Christian University	Laura Williamson	2 (99)	2 (95)	2 (97)	6	291								6		
R1	GCU	Sophie Owen	5 (92)	3 (93)	4 (95)	12	280								12		
R2	GCU	Jess Kennedy	3 (98)	2 (98)	1 (100)	6	296		3 (89)	6 (80)	2 (95)	11		264	6	3	
T2	Howard Payne	Lucy Manning	4 (93)	4 (95)	2 (99)	10	287								10		
T3	Howard Payne	Rishona Raub	4 (97)	3 (97)	4 (87)	11	281								11		
T4	Howard Payne	Devin Schurman	2 (98)	1 (98)	1 (100)	4	296		6 (86)	3 (90)	4 (90)	13		266	4	4	

T5	Howard Payne	Esmé Maldonado	2 (80)	5 (95)	3 (96)	10	271												10	
----	--------------	-------------------	-----------	-----------	-----------	----	-----	--	--	--	--	--	--	--	--	--	--	--	----	--

This tournament is being run using SpeechWire Tournament Services software - www.SpeechWire.com.
© 2004-2021 Ben Stewart - All Rights Reserved. SpeechWire version 4.22.000.

National Christian College Forensics Invitational Novice Extemporaneous Speaking

Code	Team	Competitor(s)	Prelims			Rank total	Spkr. points	Head to head	Finals			Rank total	Judges pref.	Spkr. points	Head to head	Prelim Ranks	Finals result
			1	2	3				M6	T1	Y17						
B6	Whitworth University	Tricia Cebotari	2 (98)	4 (84)	1 (99)	7	281		3 (98)	3 (98)	3 (92)	9		288		7	3
B7	Whitworth University	Nathan Cooper	1 (98)	1 (90)	4 (93)	6	281		5 (94)	5 (96)	4 (88)	14		278		6	4
C1	Concordia University, Nebraska	Tristin Kinderknecht	3 (96)	3 (87)	3 (97)	9	280		4 (96)	6 (95)	5 (85)	15		276		9	5
G3	Kansas Wesleyan University	Savannah Bonilla	1 (100)	1 (96)	1 (99)	3	295		2 (99)	1 (100)	2 (97)	5		296		3	2
G4	Kansas Wesleyan University	Luke Hager	5 (91)	5 (80)	5 (90)	15	261									15	
K2	California Baptist University	Vanessa Herrera	5 (92)	5 (80)	3 (96)	13	268									13	
K5	California Baptist University	Dylan Jacobs	3 (95)	2 (94)	2 (98)	7	287		1 (100)	2 (99)	1 (98)	4		297		7	1
Q2	Colorado Christian University	Zeke Kellog	5 (90)	5 (78)	5 (90)	15	258									15	
Q3	Colorado Christian University	Sara Reid	4 (94)	4 (84)	5 (91)	13	269									13	
Q4	Colorado Christian University	Beth Wendt	2 (97)	3 (85)	2 (98)	7	280		6 (92)	4 (97)	6 (84)	16		273		7	6
Q7	Colorado Christian University	Archer Craddock	4 (94)	2 (88)	4 (95)	10	277									10	
T1	Howard Payne	Abigail Poling	5 (90)	5 (81)	5 (89)	15	260									15	

National Christian College Forensics Invitational Homiletics

Code	Team	Competitor(s)	Division	Prelims			Spkr. points	Rank total	Head to head	Prelim result
				1	2	3				
D6	Bethel University	Jill Herman	Varsity	4 (89)	3 (88)	6 (95)	272	13		4
E10	Liberty University	Trinity Stroud	Novice	3 (92)	4 (85)	1 (100)	277	8		3
E2	Liberty University	Kristin Hodges	Varsity	1 (98)	1 (95)	2 (99)	292	4		1
E3	Liberty University	Brenda McWhorter	Varsity	6 (85)	6 (75)	5 (96)	256	17		6
E6	Liberty University	Victorie Norman	Varsity	2 (95)	2 (90)	3 (98)	283	7		2
T6	Howard Payne	Parker Brown	Varsity	5 (87)	5 (82)	4 (97)	266	14		5

This tournament is being run using SpeechWire Tournament Services software - www.SpeechWire.com.
© 2004-2021 Ben Stewart - All Rights Reserved. SpeechWire version 4.22.000.

Q5	Colorado Christian University	Shoshanna Howey	2 (96)	5 (82)	2 (90)	9	268										9	
Q6	Colorado Christian University	Laura Williamson	3 (88)	5 (78)	2 (97)	10	263										10	
Q8	Colorado Christian University	Ana Dosianu	4 (95)	4 (87)	5 (89)	13	271										13	
Q9	Colorado Christian University	Corbin Meacham	5 (92)	3 (89)	5 (94)	13	275										13	
T3	Howard Payne	Rishona Raub	5 (92)	5 (95)	4 (97)	14	284										14	
T4	Howard Payne	Devin Schurman	4 (94)	2 (94)	1 (95)	7	283										7	

This tournament is being run using SpeechWire Tournament Services software - www.SpeechWire.com.
© 2004-2021 Ben Stewart - All Rights Reserved. SpeechWire version 4.22.000.

**National Christian College Forensics Invitational
Varsity Impromptu Speaking**

Code	Team	Competitor(s)	Prelims			Rank total	Spkr. points	Head to head	Finals			Rank total	Judges pref.	Spkr. points	Head to head	Prelim Ranks	Finals result
			1	2	3				Q5	Y13	R3						
T5	Howard Payne	Esmé Maldonado	3 (96)	4 (84)	2 (97)	9	277									9	
T6	Howard Payne	Parker Brown	2 (90)	5 (82)	5 (85)	12	257									12	

This tournament is being run using SpeechWire Tournament Services software - www.SpeechWire.com.
© 2004-2021 Ben Stewart - All Rights Reserved. SpeechWire version 4.22.000.

National Christian College Forensics Invitational
Novice Impromptu Speaking

Code	Team	Competitor(s)	Prelims			Rank total	Spkr. points	Head to head	Finals			Rank total	Judges pref.	Spkr. points	Head to head	Prelim Ranks	Finals result
			1	2	3				Y2	E1	G2						
A4	Cedarville University IE	Maren Moses	1 (87)	2 (93)	3 (95)	6	275		6 (90)	6 (90)	6 (77)	18		257		6	6
B6	Whitworth University	Tricia Cebotari	1 (96)	2 (96)	2 (96)	5	288		4 (92)	5 (92)	2 (90)	11		274		5	5
C1	Concordia University, Nebraska	Tristin Kinderknecht	3 (90)	1 (98)	1 (92)	5	280		2 (94)	2 (98)	5 (84)	9	2	276		5	2
E1	Liberty University	Jaiden Lane	5 (87)	1 (94)	4 (94)	10	275									10	
E4	Liberty University	Ellie Pruski	3 (85)	4 (94)	2 (88)	9	267									9	
G3	Kansas Wesleyan University	Savannah Bonilla	1 (100)		3 (80)	4	180									4	
G4	Kansas Wesleyan University	Luke Hager	5 (80)	3 (96)	4 (83)	12	259									12	
K2	California Baptist University	Vanessa Herrera	2 (86)	4 (95)		6	181									6	
K5	California Baptist University	Dylan Jacobs	2 (95)	1 (99)	1 (97)	4	291		1 (95)	1 (100)	4 (85)	6		280		4	1
K6	California Baptist University	Taalyn Kanaan	2 (95)	3 (92)		5	187									5	
K8	California Baptist University	Ryza Corcino	4 (91)	5 (94)	2 (88)	11	273									11	
Q2	Colorado Christian University	Zeke Kellog	4 (81)	4 (91)	4 (78)	12	250									12	
Q3	Colorado Christian University	Sara Reid	4 (85)	2 (97)	1 (97)	7	279		5 (91)	4 (94)	1 (91)	10		276		7	4
Q4	Colorado Christian University	Beth Wendt	3 (93)	3 (95)	3 (87)	9	275		3 (93)	3 (96)	3 (88)	9	3	277		9	3

National Christian College Forensics Invitational Informative Speaking

Code	Team	Competitor(s)	Division	Prelims			Rank total	Spkr. points	Head to head	Finals			Rank total	Judges pref.	Spkr. points	Head to head	Prelim Ranks	Finals result
				1	2	3				C2	L7	M6						
A2	Cedarville University IE	Paul R. Miller	Varsity	1 (98)	1 (90)	1 (100)	3	288		2 (90)	3 (95)	3 (98)	8		283		3	2
B11	Whitworth University	Celeste Riley-Norman	Varsity	3 (90)	1 (99)	1 (97)	5	286		6 (77)	1 (99)	4 (96)	11	5	272		5	5
B13	Whitworth University	Kacie Foster	Novice	5 (86)	3 (95)	4 (95)	12	276									12	
B14	Whitworth University	Chauncella Koulibali	Varsity	1 (99)	2 (85)	2 (99)	5	283		4 (80)	6 (90)	5 (94)	15		264		5	6
B15	Whitworth University	Emma Maple	Novice	5 (82)	3 (97)	2 (91)	10	270									10	
B16	Whitworth University	Blakely Rudolph	Novice	5 (85)			5	85									5	
B2	Whitworth University	Payton Lo	Varsity	4 (86)	2 (96)	4 (88)	10	270	W								10	
B3	Whitworth University	Sanjay Philip	Varsity	1 (94)	4 (97)	5 (88)	10	279									10	
B4	Whitworth University	Aidan Hollister	Varsity	3 (90)	5 (70)	5 (85)	13	245									13	
B5	Whitworth University	Drew Lorenc	Varsity	2 (98)	1 (97)	4 (94)	7	289		5 (79)	4 (94)	2 (99)	11	4	272		7	4
B7	Whitworth University	Nathan Cooper	Novice	4 (94)	5 (96)	2 (95)	11	285									11	
D3	Bethel University	McKayla Schneck	Varsity	4 (88)	4 (95)	5 (90)	13	273									13	
D7	Bethel University	James Seibel	Varsity	3 (97)	3 (98)	4 (89)	10	284									10	
E9	Liberty University	Kay Wills	Varsity	2 (93)	3 (80)	1 (99)	6	272		1 (95)	5 (92)	1 (100)	7		287		6	1
G1	Kansas Wesleyan University	Bryce Boyd	Varsity	3 (90)	2 (99)	2 (96)	7	285									7	
G4	Kansas Wesleyan University	Luke Hager	Novice	5 (92)	5 (85)	5 (85)	15	262									15	
Q11	Colorado Christian University	Cheyenne Brown	Varsity	1 (95)	4 (94)	3 (90)	8	279									8	
Q5	Colorado Christian University	Shoshanna Howey	Varsity	2 (95)	2 (98)	1 (100)	5	293		3 (85)	2 (97)	6 (92)	11		274		5	3
Q6	Colorado Christian University	Laura Williamson	Varsity	2 (92)	4 (70)	3 (95)	9	257									9	
R2	GCU	Jess Kennedy	Varsity	4 (88)	1 (100)	3 (96)	8	284									8	
T2	Howard Payne	Lucy Manning	Varsity	5 (93)	5 (93)	3 (90)	13	276									13	

National Christian College Forensics Invitational Interpretation of Faith Literature

Code	Team	Competitor(s)	Division	Prelims			Rank total	Spkr. points	Head to head	Finals			Rank total	Judges pref.	Spkr. points	Head to head	Prelim Ranks	Finals result
				1	2	3				J1	R3	K1						
A1	Cedarville University IE	Alex Boesch	Varsity	2 (92)	1 (100)	1 (99)	4	291		1 (100)	2 (98)	3 (84)	6		282		4	1
A2	Cedarville University IE	Paul R. Miller	Varsity	2 (92)	3 (87)	1 (98)	6	277		5 (96)	5 (89)	2 (86)	12		271		6	5
C9	Concordia University, Nebraska	Jacob Garrison	Varsity	1 (95)	1 (95)	2 (98)	4	288		2 (99)	1 (99)	5 (80)	8	2	278		4	2
E10	Liberty University	Trinity Stroud	Novice	4 (88)	5 (83)	5 (93)	14	264									14	
E5	Liberty University	Jacqueline Hale	Varsity	3 (91)	4 (85)	4 (82)	11	258									11	
E6	Liberty University	Victorie Norman	Varsity	4 (89)	4 (80)	4 (94)	12	263									12	
E9	Liberty University	Kay Wills	Varsity	3 (90)	2 (96)	2 (92)	7	278		3 (98)	4 (90)	4 (82)	11		270		7	4
G7	Kansas Wesleyan University	Elizabeth Schaefer	Novice	5 (88)	5 (76)	5 (80)	15	244									15	
M6	Belmont University	Alex Jordan	Varsity	1 (93)	3 (88)	3 (95)	7	276		4 (97)	3 (93)	1 (88)	8	3	278		7	3
Q8	Colorado Christian University	Ana Dosianu	Varsity	5 (85)	2 (89)	3 (88)	10	262									10	

National Christian College Forensics Invitational Persuasive Speaking

Code	Team	Competitor(s)	Division	Prelims			Rank total	Spkr. points	Head to head	Finals			Rank total	Judges pref.	Spkr. points	Head to head	Prelim Ranks	Finals result
				1	2	3				R1	R3	K1						
A4	Cedarville University IE	Maren Moses	Novice	3 (94)	1 (99)	3 (95)	7	288		1 (99)	4 (94)	3 (93)	8	2	286		7	2
A5	Cedarville University IE	Olivia Ball	Varsity	2 (99)	2 (80)	3 (98)	7	277									7	
B11	Whitworth University	Celeste Riley-Norman	Varsity	1 (97)	1 (95)	1 (100)	3	292		3 (95)	3 (96)	5 (89)	11	4, 4	280		3	4
B12	Whitworth University	Olivia Bolin	Novice	4 (82)	2 (97)	4 (97)	10	276									10	
B13	Whitworth University	Kacie Foster	Novice	3 (98)	2 (97)	4 (96)	9	291									9	
B14	Whitworth University	Chauncella Koulibali	Varsity	4 (93)	1 (85)	2 (98)	7	276									7	
B15	Whitworth University	Emma Maple	Novice	4 (97)	1 (98)	2 (92)	7	287		5 (85)	1 (99)	2 (95)	8	1	279		7	1
B3	Whitworth University	Sanjay Philip	Varsity	2 (91)	3 (95)	5 (85)	10	271									10	
B6	Whitworth University	Tricia Cebotari	Novice	2 (85)	5 (86)	2 (97)	9	268									9	
C5	Concordia University, Nebraska	Angelina Stinson	Varsity	1 (100)	2 (92)	1 (99)	4	291		2 (96)	5 (93)	4 (90)	11	3	279		4	3
E11	Liberty University	Lindsay Anton	Novice	1 (92)	3 (90)	1 (99)	5	281		6 (70)	2 (97)	6 (88)	14		255		5	6
G1	Kansas Wesleyan University	Bryce Boyd	Varsity	3 (90)	3 (96)	1 (98)	7	284		4 (90)	6 (91)	1 (96)	11	4, 5	277		7	5
G4	Kansas Wesleyan University	Luke Hager	Novice	5 (88)	4 (75)	3 (90)	12	253									12	
I2	Palm Beach Atlantic University	Alex Pimentel	Novice	4 (75)	5 (70)	5 (80)	14	225									14	
J1	Concordia University Irvine	Rebekah Mehrley	Varsity	2 (95)	4 (88)	3 (97)	9	280									9	
Q1	Colorado Christian University	Emily Bergman	Varsity	1 (90)	4 (92)	2 (99)	7	281									7	
Q8	Colorado Christian University	Ana Dosianu	Varsity	5 (80)	3 (78)	4 (86)	12	244									12	
R4	GCU	Aolani Torres	Varsity	5 (96)	5 (90)	4 (93)	14	279									14	
R5	GCU	Nicole Shibata	Varsity	3 (82)	4 (95)	5 (95)	12	272									12	

**National Christian College Forensics Invitational
Poetry Interpretation**

Code	Team	Competitor(s)	Division	Prelims			Rank total	Spkr. points	Head to head	Finals			Rank total	Judges pref.	Spkr. points	Head to head	Prelim Ranks	Finals result
				1	2	3				Q5	T2	G1						
A2	Cedarville University IE	Paul R. Miller	Varsity	2 (91)	3 (88)	5 (96)	10	275									10	
B10	Whitworth University	Travis Plunkett	Varsity	3 (90)	5 (83)	4 (93)	12	266									12	
B12	Whitworth University	Olivia Bolin	Novice	4 (92)	2 (94)	4 (97)	10	283		2 (99)	1 (99)	5 (96)	8		294		10	2
B14	Whitworth University	Chauncella Koulibali	Varsity	1 (96)	2 (99)	1 (100)	4	295		3 (98)	2 (98)	1 (100)	6		296		4	1
C4	Concordia University, Nebraska	Sabrina Reed	Varsity	1 (98)	3 (98)	2 (96)	6	292		5 (96)	6 (90)	3 (98)	14		284		6	6
E3	Liberty University	Brenda McWhorter	Varsity	4 (88)	4 (85)	5 (88)	13	261									13	
E6	Liberty University	Victorie Norman	Varsity	3 (94)	4 (97)	2 (99)	9	290		1 (100)	5 (95)	4 (97)	10		292		9	3
K9	California Baptist University	Adrian King	Novice	5 (90)	1 (95)	3 (98)	9	283		4 (97)	3 (97)	6 (95)	13		289		9	5
R3	GCU	Lauren Baker	Varsity	2 (96)	1 (100)	1 (100)	4	296		6 (95)	4 (96)	2 (99)	12		290		4	4
T8	Howard Payne	Jewel Schoppe	Novice	5 (80)	5 (96)	3 (93)	13	269									13	

This tournament is being run using SpeechWire Tournament Services software - www.SpeechWire.com.
© 2004-2021 Ben Stewart - All Rights Reserved. SpeechWire version 4.22.000.

National Christian College Forensics Invitational Program Oral Interpretation

Code	Team	Competitor(s)	Division	Prelims			Rank total	Spkr. points	Head to head	Finals			Rank total	Judges pref.	Spkr. points	Head to head	Prelim Ranks	Finals result
				1	2	3				M1	Q1	Y6						
B14	Whitworth University	Chauncella Koulibali	Varsity	1 (96)	1 (100)	3 (90)	5	286		1 (94)	2 (99)	1 (100)	4		293		5	1
B16	Whitworth University	Blakely Rudolph	Novice	5 (86)			5	86									5	
B9	Whitworth University	AhLana Ames	Varsity	5 (90)	4 (89)	2 (93)	11	272									11	
C7	Concordia University, Nebraska	Victoria Perry	Novice	2 (97)	2 (96)	2 (90)	6	283		4 (90)	5 (94)	6 (91)	15		275		6	6
D1	Bethel University	Brooke Thacker	Varsity	2 (86)	3 (87)	5 (85)	10	258									10	
D5	Bethel University	Laura Clark	Varsity	5 (84)	5 (96)	5 (90)	15	270									15	
E2	Liberty University	Kristin Hodges	Varsity	5 (84)	5 (80)	5 (85)	15	249									15	
E9	Liberty University	Kay Wills	Varsity	3 (96)	4 (97)	3 (88)	10	281									10	
G2	Kansas Wesleyan University	Abby Wray	Varsity	4 (84)	3 (92)	1 (92)	8	268		6 (88)	1 (100)	3 (94)	10		282		8	3
G6	Kansas Wesleyan University	Madeline Norrell	Novice	4 (95)	3 (98)	5 (80)	12	273									12	
G7	Kansas Wesleyan University	Elizabeth Schaefer	Novice	3 (90)	1 (94)	1 (95)	5	279		5 (89)	4 (96)	4 (93)	13		278		5	4
K9	California Baptist University	Adrian King	Novice	5 (83)	2 (99)	3 (92)	10	274									10	
Q10	Colorado Christian University	Kendall Woods	Novice	3 (85)	5 (85)	2 (94)	10	264									10	
Q11	Colorado Christian University	Cheyenne Brown	Varsity	2 (92)	5 (95)	4 (86)	11	273									11	
Q9	Colorado Christian University	Corbin Meacham	Varsity	5 (90)	2 (90)	5 (89)	12	269									12	
R1	GCU	Sophie Owen	Varsity	4 (88)	5 (86)	4 (91)	13	265									13	
R3	GCU	Lauren Baker	Varsity	1 (98)	4 (82)	4 (86)	9	266		3 (92)	6 (93)	5 (92)	14		277		9	5
T7	Howard Payne	Alek Mendoza	Varsity	1 (95)	1 (100)	1 (94)	3	289		2 (93)	3 (97)	2 (95)	7		285		3	2

**National Christian College Forensics Invitational
Prose Interpretation**

Code	Team	Competitor(s)	Division	Prelims			Rank total	Spkr. points	Head to head	Finals			Rank total	Judges pref.	Spkr. points	Head to head	Prelim Ranks	Finals result
				1	2	3				Q1	R1	K1						
A2	Cedarville University IE	Paul R. Miller	Varsity	4 (97)	1 (100)	2 (98)	7	295		1 (100)	5 (88)	6 (84)	12	4	272		7	4
A5	Cedarville University IE	Olivia Ball	Varsity	4 (96)	3 (89)	1 (98)	8	283									8	
B12	Whitworth University	Olivia Bolin	Novice	1 (99)	2 (90)	1 (95)	4	284		2 (99)	2 (94)	4 (84)	8		277		4	2
B14	Whitworth University	Chauncella Koulibali	Varsity	1 (100)	1 (96)	1 (99)	3	295		4 (97)	1 (95)	2 (90)	7		282		3	1
B9	Whitworth University	AhLana Ames	Varsity	4 (78)	2 (95)	4 (94)	10	267									10	
C6	Concordia University, Nebraska	Marlaena Sucha	Varsity	3 (97)	4 (92)	2 (96)	9	285									9	
D4	Bethel University	Summer Sedlacek	Varsity	5 (95)	5 (96)	5 (94)	15	285									15	
D5	Bethel University	Laura Clark	Varsity	2 (88)	4 (85)	5 (84)	11	257									11	
E2	Liberty University	Kristin Hodges	Varsity	5 (76)	5 (90)	3 (95)	13	261									13	
E6	Liberty University	Victorie Norman	Varsity	1 (96)	2 (99)	2 (93)	5	288		3 (98)	6 (85)	3 (88)	12	5	271		5	5
E7	Liberty University	Jenn Berkebile	Novice	2 (98)	2 (93)	1 (100)	5	291		5 (96)	3 (91)	5 (84)	13		271		5	6
E8	Liberty University	Caleb Miklas	Varsity	5 (96)	4 (82)	4 (87)	13	265									13	
G6	Kansas Wesleyan University	Madeline Norrell	Novice	3 (80)	5 (81)	3 (97)	11	258									11	
G7	Kansas Wesleyan University	Elizabeth Schaefer	Novice	2 (99)	1 (100)	4 (87)	7	286									7	
I1	Palm Beach Atlantic University	Kurt Ihrig	Novice															
K6	California Baptist University	Taalyn Kanaan	Novice	4 (85)	3 (93)	2 (96)	9	274									9	
M5	Belmont University	Aaron Kleinschmidt	Varsity	2 (95)	1 (92)	3 (90)	6	277		6 (95)	4 (90)	1 (92)	11		277		6	3
Q10	Colorado Christian University	Kendall Woods	Novice	1 (90)	3 (98)	3 (92)	7	280									7	
Q11	Colorado Christian University	Cheyenne Brown	Varsity	3 (90)	3 (91)	5 (93)	11	274									11	
T8	Howard Payne	Jewel Schoppe	Novice	3 (98)	4 (97)	4 (94)	11	289									11	

National Christian College Forensics Invitational Readers Theatre

Code	Team	Competitor(s)	Prelims			Rank total	Spkr. points	Head to head	Finals			Rank total	Judges pref.	Spkr. points	Head to head	Prelim Ranks	Finals result
			1	2	3				C3	Y1	G1						
D4	Bethel University	The Bachelor x Christian Colleges	2 (95)	1 (85)	1 (85)	4	265								4		
K9	California Baptist University	Communications 101: How NOT to Communicate	1 (98)	1 (90)	2 (85)	4	273		2 (92)	2 (80)		4		172	4	2	
Q10	Colorado Christian University	Hannah Montana	2 (95)	2 (82)	2 (76)	6	253								6		
T5	Howard Payne	COVID-19	1 (97)	2 (80)	1 (90)	4	267		1 (95)	1 (90)		2		185	4	1	

This tournament is being run using SpeechWire Tournament Services software - www.SpeechWire.com.
© 2004-2021 Ben Stewart - All Rights Reserved. SpeechWire version 4.22.000.

**National Christian College Forensics Invitational
NFA-LD**

Competitor	Round 1	Round 2	Round 3	Round 4	Round 5	Totals	Results
G3 Kansas Wesleyan University	W - J5 - AFF T2 Julie Welker	L - J2 - Neg K4 Michael Marse	L - J4 - AFF Y4 Jason Jenkins	BYE	W - J3 - Neg Y17 Kerry Bloomfield	3-2 136.88	2nd
Savannah Bonilla	29.50	25.00	28.00	27.38	27.00	136.88	2nd
J2 Concordia University Irvine	W - J3 - Neg G3 Michael Tate	W - G3 - AFF K4 Michael Marse	L - J5 - Neg G2 Drayton Willey	L - J4 - AFF Y17 Kerry Bloomfield	BYE	3-2 128.75	3rd
Ever Rodriguez	26.00	26.00	25.00	26.00	25.75	128.75	4th
J3 Concordia University Irvine	L - J2 - AFF G3 Michael Tate	L - J4 - Neg N1 Fernanda De La O	BYE	W - J5 - Neg B4 Jordan Bone	L - G3 - AFF Y17 Kerry Bloomfield	2-3 135.13	4th
Leonard Memon	25.80	27.00	27.03	27.30	28.00	135.13	3rd
J4 Concordia University Irvine	BYE	W - J3 - AFF N1 Fernanda De La O	W - G3 - Neg Y4 Jason Jenkins	W - J2 - Neg Y17 Kerry Bloomfield	W - J5 - AFF G1 Autumn Zimmerman	5-0 141.88	1st
Nathan Estrick	28.38	26.00	29.00	29.00	29.50	141.88	1st
J5 Concordia University Irvine	L - G3 - Neg T2 Julie Welker	BYE	W - J2 - AFF G2 Drayton Willey	L - J3 - AFF B4 Jordan Bone	L - J4 - Neg G1 Autumn Zimmerman	2-3 126.38	5th
Riley Maszk	20.00	25.28	26.00	26.10	29.00	126.38	5th

This tournament is being run using SpeechWire Tournament Services software - www.SpeechWire.com.
© 2004-2021 Ben Stewart - All Rights Reserved. SpeechWire version 4.22.000.

National Christian College Forensics Invitational

NFA-LD

Competitors in order

Competitor	Record	Points	Drop H/L	Opp. Wins	Results
J4 (Concordia University Irvine Varsity) Nathan Estrick	5-0	141.88	86.38	12.50	1st
G3 (Kansas Wesleyan University Varsity) Savannah Bonilla	3-2	136.88	82.38	15.00	2nd
J2 (Concordia University Irvine Varsity) Ever Rodriguez	3-2	128.75	77.75	15.00	3rd
J3 (Concordia University Irvine Varsity) Leonard Memon	2-3	135.13	81.33	16.25	4th
J5 (Concordia University Irvine Varsity) Riley Maszk	2-3	126.38	77.38	16.25	5th

This tournament is being run using SpeechWire Tournament Services software - www.SpeechWire.com.

© 2004-2021 Ben Stewart - All Rights Reserved. SpeechWire version 4.22.000.

National Christian College Forensics Invitational
NFA-LD

Individual speakers in order

Speaker	Drop H/L	Points	J Var	Results
Nathan Estrick (J4 Varsity) Concordia University Irvine	86.38	141.88	0.4673	1st
Savannah Bonilla (G3 Varsity) Kansas Wesleyan University	82.38	136.88	-0.2736	2nd
Leonard Memon (J3 Varsity) Concordia University Irvine	81.33	135.13	0.2736	3rd
Ever Rodriguez (J2 Varsity) Concordia University Irvine	77.75	128.75	-0.1137	4th
Riley Maszk (J5 Varsity) Concordia University Irvine	77.38	126.38	-0.3536	5th

This tournament is being run using SpeechWire Tournament Services software - www.SpeechWire.com.
© 2004-2021 Ben Stewart - All Rights Reserved. SpeechWire version 4.22.000.

National Christian College Forensics Invitational Varsity IPDA

Competitor	Round 1	Round 2	Round 3	Round 4	Round 5	Round 6	Totals	Results
B1 Whitworth University	L - T2 - Neg Q3 Blake Harris	W - L1 - AFF T2 Julie Welker	L - T6 - Neg L3 Heather Johnson	W - Q5 - AFF E2 Peter Lundrigan	L - T5 - Neg K4 Michael Marse	L - Q6 - AFF Y9 Robert Magnus	2-4 219	16th
Kelea Ilac	39.00	36.00	32.00	39.00	33.00	40.00	219.00	15th
B14 Whitworth University	W - T3 - AFF Q2 Sam Director	L - Q6 - Neg L2 Keely Hardeman	W - Q9 - Neg R2 Sam Jones	L - M4 - AFF Q4 Emily Director	L - T4 - AFF Y14 Matt Thomas	W - T6 - Neg L1 Maddie Cupit	3-3 229	9th
Chauncella Koulibali	37.00	37.00	40.00	40.00	40.00	35.00	229.00	4th
B3 Whitworth University	L - Q6 - AFF G3 Michael Tate	W - H1 - Neg Q3 Blake Harris	W - E4 - AFF Q4 Emily Director	W - T3 - Neg L1 Maddie Cupit	W - Q9 - AFF P1 Jason Edwards	L - P1 - Neg L3 Heather Johnson	4-2 225	7th
Sanjay Philip	37.00	40.00	38.00	35.00	38.00	37.00	225.00	9th
B4 Whitworth University	L - M4 - AFF G1 Autumn Zimmerman	W - T5 - Neg Q2 Sam Director	W - Q5 - Neg L4 Matt Ritchie	L - T6 - AFF L2 Keely Hardeman	W - E4 - Neg Q5 Tyler King	L - T2 - AFF G3 Michael Tate	3-3 231	8th
Aidan Hollister	39.00	39.00	39.00	38.00	37.00	39.00	231.00	2nd
B5 Whitworth University	W - E4 - Neg Q1 Cole Brown	L - P1 - AFF E1 Isaac Russell	W - T4 - Neg Y9 Robert Magnus	L - T2 - AFF M3 Jason Stahl	W - L1 - AFF Q4 Emily Director	W - Q9 - Neg M2 Rezi Manaj	4-2 227	6th
Drew Lorenc	39.00	35.00	40.00	35.00	40.00	38.00	227.00	6th
B8 Whitworth University	W - H1 - AFF T1 Braxton Clark	W - Q9 - Neg N1 Fernanda De La O	W - Q6 - AFF H1 justin durbin	L - P1 - Neg M2 Rezi Manaj	W - T6 - AFF E1 Isaac Russell	L - T4 - Neg R2 Sam Jones	4-2 231.5	4th
Skye Gordon	40.00	38.50	37.00	37.00	40.00	39.00	231.50	3rd
B9 Whitworth University	L - Q9 - AFF E2 Peter Lundrigan	W - T4 - Neg K4 Michael Marse	L - T2 - Neg M2 Rezi Manaj	L - L1 - AFF S1 Cody Campbell	W - T3 - AFF M3 Jason Stahl	W - H1 - Neg L2 Keely Hardeman	3-3 223	11th
AhLana Ames	38.00	36.00	36.00	37.00	38.00	38.00	223.00	11th
E4 Liberty University	L - B5 - AFF Q1 Cole Brown	W - T6 - Neg L4 Matt Ritchie	L - B3 - Neg Q4 Emily Director	L - H1 - AFF Q2 Sam Director	L - B4 - AFF Q5 Tyler King	L - T3 - Neg H1 justin durbin	1-5 211	19th
Ellie Pruski	38.00	32.00	36.00	35.00	36.00	34.00	211.00	18th
H1 UC-Cumberlands	L - B8 - Neg T1 Braxton Clark	L - B3 - AFF Q3 Blake Harris	L - T5 - AFF B5 Liz Bone	W - E4 - Neg Q2 Sam Director	L - Q5 - Neg B8 Bri Miller	L - B9 - AFF L2 Keely Hardeman	1-5 205	20th
alex agdeppa	35.00	39.00	29.00	36.00	32.00	34.00	205.00	20th
L1 Abilene Christian University	L - T4 - AFF B3 Rebecca Korf	L - B1 - Neg T2 Julie Welker	L - T3 - AFF P1 Jason Edwards	W - B9 - Neg S1 Cody Campbell	L - B5 - Neg Q4 Emily Director	W - Q5 - AFF M3 Jason Stahl	2-4 220	15th
Elijah Biedinger	39.00	37.00	36.00	38.00	36.00	34.00	220.00	14th
M4 Belmont University	W - B4 - Neg G1 Autumn Zimmerman	W - T2 - AFF L3 Heather Johnson	L - P1 - AFF L5 Sheila Ritchie	W - B14 - Neg Q4 Emily Director	W - Q6 - Neg B6 Jacob Farrell	W - T5 - AFF Q1 Cole Brown	5-1 231	1st
Luke Litz	40.00	35.00	39.00	40.00	38.00	39.00	231.00	1st
P1 GCC	W - T5 - AFF B8 Bri Miller	W - B5 - Neg E1 Isaac Russell	W - M4 - Neg L5 Sheila Ritchie	W - B8 - AFF M2 Rezi Manaj	L - T2 - Neg B2 Lori Welch	W - B3 - AFF L3 Heather Johnson	5-1 225	3rd
Jonathan Skee	39.00	40.00	35.00	38.00	35.00	38.00	225.00	10th
Q5 Colorado Christian University	L - T6 - AFF B2 Lori Welch	W - T3 - Neg M2 Rezi Manaj	L - B4 - AFF L4 Matt Ritchie	L - B1 - Neg E2 Peter Lundrigan	W - H1 - AFF B8 Bri Miller	L - L1 - Neg M3 Jason Stahl	2-4 223	14th
Shoshanna Howey	36.00	34.00	37.00	40.00	40.00	36.00	223.00	12th
Q6 Colorado Christian University	W - B3 - Neg G3 Michael Tate	W - B14 - AFF L2 Keely Hardeman	L - B8 - Neg H1 justin durbin	W - T4 - AFF B7 Tucker Wilson	L - M4 - AFF B6 Jacob Farrell	W - B1 - Neg Y9 Robert Magnus	4-2 228.5	5th
Laura Williamson	38.50	38.00	36.00	40.00	36.00	40.00	228.50	5th
Q9 Colorado Christian University	W - B9 - Neg E2 Peter Lundrigan	L - B8 - AFF N1 Fernanda De La O	L - B14 - AFF R2 Sam Jones	W - T5 - Neg B3 Rebecca Korf	L - B3 - Neg P1 Jason Edwards	L - B5 - AFF M2 Rezi Manaj	2-4 223	13th
Corbin Meacham	37.00	38.00	39.00	35.00	37.00	37.00	223.00	13th
T2 Howard Payne	W - B1 - AFF Q3 Blake Harris	L - M4 - Neg L3 Heather Johnson	W - B9 - AFF M2 Rezi Manaj	W - B5 - Neg M3 Jason Stahl	W - P1 - AFF B2 Lori Welch	W - B4 - Neg G3 Michael Tate	5-1 224.5	2nd
Lucy Manning	40.00	34.00	37.00	37.00	37.00	39.50	224.50	8th
T3 Howard Payne	L - B14 - Neg Q2 Sam Director	L - Q5 - AFF M2 Rezi Manaj	W - L1 - Neg P1 Jason Edwards	L - B3 - AFF L1 Maddie Cupit	L - B9 - Neg M3 Jason Stahl	W - E4 - AFF H1 justin durbin	2-4	17th

							210	
Rishona Raub	36.00	35.00	38.00	30.00	36.00	35.00	210.00	17th
T4 Howard Payne	W - L1 - Neg B3 Rebecca Korf	L - B9 - AFF K4 Michael Marse	L - B5 - AFF Y9 Robert Magnus	L - Q6 - Neg B7 Tucker Wilson	W - B14 - Neg Y14 Matt Thomas	W - B8 - AFF R2 Sam Jones	3-3 223	10th
Devin Schurman	39.00	33.00	39.50	32.00	39.50	40.00	223.00	7th
T5 Howard Payne	L - P1 - Neg B8 Bri Miller	L - B4 - AFF Q2 Sam Director	W - H1 - Neg B5 Liz Bone	L - Q9 - AFF B3 Rebecca Korf	W - B1 - AFF K4 Michael Marse	L - M4 - Neg Q1 Cole Brown	2-4 204	18th
Esme Maldonado	35.00	36.00	30.00	34.00	34.00	35.00	204.00	19th
T6 Howard Payne	W - Q5 - Neg B2 Lori Welch	L - E4 - AFF L4 Matt Ritchie	W - B1 - AFF L3 Heather Johnson	W - B4 - Neg L2 Keely Hardeman	L - B8 - Neg E1 Isaac Russell	L - B14 - AFF L1 Maddie Cupit	3-3 210	12th
Parker Brown	37.00	34.00	37.00	36.00	38.00	28.00	210.00	16th

This tournament is being run using SpeechWire Tournament Services software - www.SpeechWire.com.
© 2004-2021 Ben Stewart - All Rights Reserved. SpeechWire version 4.22.000.

National Christian College Forensics Invitational

Varsity IPDA

Competitors in order

Competitor	Record	Drop H/L	Points	Opp. Wins	Results
M4 (Belmont University) Luke Litz	5-1	156.00	231.00	22.00	1st
T2 (Howard Payne) Lucy Manning	5-1	150.50	224.50	22.00	2nd
P1 (GCC) Jonathan Skee	5-1	150.00	225.00	24.00	3rd
B8 (Whitworth University) Skye Gordon	4-2	154.50	231.50	18.00	4th
Q6 (Colorado Christian University) Laura Williamson	4-2	152.50	228.50	21.00	5th
B5 (Whitworth University) Drew Lorenc	4-2	152.00	227.00	18.00	6th
B3 (Whitworth University) Sanjay Philip	4-2	150.00	225.00	15.00	7th
B4 (Whitworth University) Aidan Hollister	3-3	155.00	231.00	18.00	8th
B14 (Whitworth University) Chauncella Koulibali	3-3	154.00	229.00	19.00	9th
T4 (Howard Payne) Devin Schurman	3-3	151.00	223.00	20.00	10th
B9 (Whitworth University) AhLana Ames	3-3	149.00	223.00	15.00	11th
T6 (Howard Payne) Parker Brown	3-3	144.00	210.00	15.00	12th
Q9 (Colorado Christian University) Corbin Meacham	2-4	149.00	223.00	20.00	13th
Q5 (Colorado Christian University) Shoshanna Howey	2-4	149.00	223.00	13.00	14th
L1 (Abilene Christian University) Elijah Biedinger	2-4	147.00	220.00	16.00	15th
B1 (Whitworth University) Kelea Ilac	2-4	147.00	219.00	18.00	16th
T3 (Howard Payne) Rishona Raub	2-4	142.00	210.00	15.00	17th
T5 (Howard Payne) Esme Maldonado	2-4	138.00	204.00	18.00	18th
E4 (Liberty University) Ellie Pruski	1-5	141.00	211.00	17.00	19th
H1 (UC-Cumberlands) alex agdeppa	1-5	137.00	205.00	16.00	20th

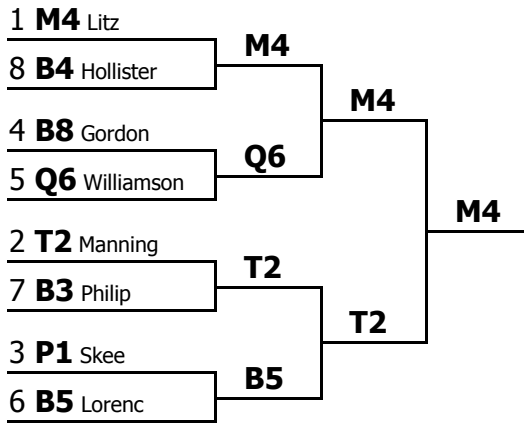
National Christian College Forensics Invitational

Varsity IPDA

Individual speakers in order

Speaker	Drop H/L	Points	J Var	Results
Luke Litz (M4) Belmont University	156.00	231.00	0.5680	1st
Aidan Hollister (B4) Whitworth University	155.00	231.00	0.6884	2nd
Skye Gordon (B8) Whitworth University	154.50	231.50	0.4674	3rd
Chauncella Koulibali (B14) Whitworth University	154.00	229.00	0.6217	4th
Laura Williamson (Q6) Colorado Christian University	152.50	228.50	0.2693	5th
Drew Lorenc (B5) Whitworth University	152.00	227.00	0.1643	6th
Devin Schurman (T4) Howard Payne	151.00	223.00	-0.3166	7th
Lucy Manning (T2) Howard Payne	150.50	224.50	0.4953	8th
Sanjay Philip (B3) Whitworth University	150.00	225.00	0.2664	9th
Jonathan Skee (P1) GCC	150.00	225.00	0.2620	10th
AhLana Ames (B9) Whitworth University	149.00	223.00	0.3514	11th
Shoshanna Howey (Q5) Colorado Christian University	149.00	223.00	0.0937	12th
Corbin Meacham (Q9) Colorado Christian University	149.00	223.00	-0.5513	13th
Elijah Biedinger (L1) Abilene Christian University	147.00	220.00	-0.2728	14th
Kelea Ilac (B1) Whitworth University	147.00	219.00	-0.4905	15th
Parker Brown (T6) Howard Payne	144.00	210.00	-0.1308	16th
Rishona Raub (T3) Howard Payne	142.00	210.00	-0.2649	17th
Ellie Pruski (E4) Liberty University	141.00	211.00	-0.8562	18th
Esme Maldonado (T5) Howard Payne	138.00	204.00	-0.4266	19th
alex agdeppa (H1) UC-Cumberlands	137.00	205.00	-0.9381	20th

National Christian College Forensics Invitational
Varsity IPDA
Elimination round bracket



This tournament is being run using SpeechWire Tournament Services software - www.SpeechWire.com.
© 2004-2021 Ben Stewart - All Rights Reserved. SpeechWire version 4.22.000.

National Christian College Forensics Invitational
Varsity IPDA
Elimination round results

Quarterfinal round

1 M4 Luke Litz (AFF) def. 8 B4 Aidan Hollister (Neg) **3-0**
5 Q6 Laura Williamson (AFF) def. 4 B8 Skye Gordon (Neg) **3-0**
2 T2 Lucy Manning def. 7 B3 Sanjay Philip **2-1**
6 B5 Drew Lorenc (Neg) def. 3 P1 Jonathan Skee (AFF) **2-1**

Semifinal round

M4 Luke Litz (AFF) def. Q6 Laura Williamson (Neg) **2-1**
T2 Lucy Manning (AFF) def. B5 Drew Lorenc (Neg) **2-1**

Final round

M4 Luke Litz (Neg) def. T2 Lucy Manning (AFF) **2-1**

Champion: **M4 Luke Litz**

This tournament is being run using SpeechWire Tournament Services software - www.SpeechWire.com.
© 2004-2021 Ben Stewart - All Rights Reserved. SpeechWire version 4.22.000.

**National Christian College Forensics Invitational
JV IPDA**

Competitor	Round 1	Round 2	Round 3	Round 4	Round 5	Round 6	Totals	Results
B10 Whitworth University	L - H2 - Neg E1 Isaac Russell	L - K9 - AFF Q1 Cole Brown	L - Q1 - Neg K4 Michael Marse	L - Q8 - AFF L4 Matt Ritchie	W - P2 - Neg H1 justin durbin	L - L5 - AFF Q3 Blake Harris	1-5 211.5	17th
Travis Plunkett	36.00	36.00	34.00	29.00	37.00	39.50	211.50	15th
B11 Whitworth University	L - M2 - Neg L4 Matt Ritchie	W - Q8 - AFF S1 Cody Campbell	L - L4 - AFF N1 Fernanda De La O	L - M9 - Neg Y9 Robert Magnus	L - Q1 - AFF M2 Rezi Manaj	W - K5 - Neg E2 Peter Lundrigan	2-4 221	14th
Celeste Riley-Norman	38.00	29.00	39.00	38.00	38.00	39.00	221.00	3rd
B12 Whitworth University	W - Q1 - Neg E3 Denise Thomas	L - M2 - AFF L5 Sheila Ritchie	L - K5 - Neg E1 Isaac Russell	L - K9 - AFF Q3 Blake Harris	W - M9 - AFF L4 Matt Ritchie	W - L4 - Neg S1 Cody Campbell	3-3 224.5	11th
Olivia Bolin	38.00	36.00	36.00	39.50	37.00	38.00	224.50	9th
B13 Whitworth University	W - P2 - Neg S1 Cody Campbell	W - Q1 - AFF L1 Maddie Cupit	L - M2 - AFF L2 Keely Hardeman	L - L3 - Neg H1 justin durbin	W - L4 - AFF T1 Braxton Clark	W - Q8 - Neg G1 Autumn Zimmerman	4-2 215	6th
Kacie Foster	30.00	33.00	37.00	37.00	38.00	40.00	215.00	14th
B2 Whitworth University	L - K9 - Neg H1 justin durbin	L - L5 - AFF E2 Peter Lundrigan	W - P2 - AFF Q1 Cole Brown	W - L4 - Neg E1 Isaac Russell	L - K5 - AFF S1 Cody Campbell	W - L3 - Neg K4 Michael Marse	3-3 229	7th
Payton Lo	38.00	38.00	38.00	40.00	36.00	39.00	229.00	2nd
B6 Whitworth University	L - L4 - Neg K4 Michael Marse	W - P2 - AFF T1 Braxton Clark	L - H2 - Neg S1 Cody Campbell	L - Q1 - AFF P1 Jason Edwards	W - Q8 - AFF E2 Peter Lundrigan	W - K9 - Neg L4 Matt Ritchie	3-3 225	9th
Tricia Cebotari	38.00	38.00	38.00	38.00	35.00	38.00	225.00	5th
B7 Whitworth University	W - M9 - AFF T2 Julie Welker	L - K5 - Neg R2 Sam Jones	L - L5 - AFF T1 Braxton Clark	W - P2 - Neg N1 Fernanda De La O	W - H2 - Neg L6 Regan Hardeman	L - M2 - AFF E1 Isaac Russell	3-3 220.5	12th
Nathan Cooper	38.00	39.00	35.00	39.50	34.00	35.00	220.50	10th
H2 UC-Cumberlands	W - B10 - AFF E1 Isaac Russell	L - L3 - Neg M3 Jason Stahl	W - B6 - AFF S1 Cody Campbell	W - L5 - Neg B4 Jordan Bone	L - B7 - AFF L6 Regan Hardeman	L - Q1 - Neg B7 Tucker Wilson	3-3 212	13th
gabe graham	38.00	36.00	40.00	36.00	32.00	30.00	212.00	16th
K5 California Baptist University	L - L5 - Neg B7 Tucker Wilson	W - B7 - AFF R2 Sam Jones	W - B12 - AFF E1 Isaac Russell	W - M2 - Neg B2 Lori Welch	W - B2 - Neg S1 Cody Campbell	L - B11 - AFF E2 Peter Lundrigan	4-2 231	3rd
Dylan Jacobs	37.00	40.00	40.00	36.00	40.00	38.00	231.00	1st
K9 California Baptist University	W - B2 - AFF H1 justin durbin	W - B10 - Neg Q1 Cole Brown	L - L3 - AFF B7 Tucker Wilson	W - B12 - Neg Q3 Blake Harris	L - L5 - Neg G3 Michael Tate	L - B6 - AFF L4 Matt Ritchie	3-3 227	10th
Adrian King	36.00	38.00	38.00	40.00	36.00	39.00	227.00	6th
L3 Abilene Christian University	W - Q8 - Neg B4 Jordan Bone	W - H2 - AFF M3 Jason Stahl	W - K9 - Neg B7 Tucker Wilson	W - B13 - AFF H1 justin durbin	W - M2 - Neg Y16 Philip Allevato	L - B2 - AFF K4 Michael Marse	5-1 224	2nd
Hannah Maniscalco	37.00	38.00	38.00	35.00	38.00	38.00	224.00	8th
L4 Abilene Christian University	W - B6 - AFF K4 Michael Marse	W - M9 - Neg H1 justin durbin	W - B11 - Neg N1 Fernanda De La O	L - B2 - AFF E1 Isaac Russell	L - B13 - Neg T1 Braxton Clark	L - B12 - AFF S1 Cody Campbell	3-3 226.5	8th
Thomas Sorensen	39.00	39.00	39.50	38.00	35.00	36.00	226.50	4th
L5 Abilene Christian University	W - K5 - AFF B7 Tucker Wilson	W - B2 - Neg E2 Peter Lundrigan	W - B7 - Neg T1 Braxton Clark	L - H2 - AFF B4 Jordan Bone	W - K9 - AFF G3 Michael Tate	W - B10 - Neg Q3 Blake Harris	5-1 226	1st
Nathan Marshall	37.00	40.00	37.00	35.00	37.00	40.00	226.00	7th
M2 Belmont University	W - B11 - AFF L4 Matt Ritchie	W - B12 - Neg L5 Sheila Ritchie	W - B13 - Neg L2 Keely Hardeman	L - K5 - AFF B2 Lori Welch	L - L3 - AFF Y16 Philip Allevato	W - B7 - Neg E1 Isaac Russell	4-2 219	4th
Carly Crotty	38.00	38.00	35.00	33.00	35.00	40.00	219.00	11th
M9 Belmont University	L - B7 - Neg T2 Julie Welker	L - L4 - AFF H1 justin durbin	L - Q8 - Neg L1 Maddie Cupit	W - B11 - AFF Y9 Robert Magnus	L - B12 - Neg L4 Matt Ritchie	L - P2 - AFF B4 Jordan Bone	1-5 208	18th
Alivia Kempf	37.00	36.00	29.00	35.00	36.00	35.00	208.00	17th
P2 GCC	L - B13 - AFF S1 Cody Campbell	L - B6 - Neg T1 Braxton Clark	L - B2 - Neg Q1 Cole Brown	L - B7 - AFF N1 Fernanda De La O	L - B10 - AFF H1 justin durbin	W - M9 - Neg B4 Jordan Bone	1-5 211.5	16th
Courage Houston	27.00	36.00	36.00	38.50	36.00	38.00	211.50	13th
Q1 Colorado Christian University	L - B12 - AFF E3 Denise Thomas	L - B13 - Neg L1 Maddie Cupit	W - B10 - AFF K4 Michael Marse	W - B6 - Neg P1 Jason Edwards	W - B11 - Neg M2 Rezi Manaj	W - H2 - AFF B7 Tucker Wilson	4-2 216	5th
Emily Bergman	36.00	30.00	35.00	39.00	36.00	40.00	216.00	12th

Q8 Colorado Christian University	L - L3 - AFF B4 Jordan Bone	L - B11 - Neg S1 Cody Campbell	W - M9 - AFF L1 Maddie Cupit	W - B10 - Neg L4 Matt Ritchie	L - B6 - Neg E2 Peter Lundrigan	L - B13 - AFF G1 Autumn Zimmerman	2-4 201	15th
Ana Dosianu	35.00	28.00	30.00	37.00	32.00	39.00	201.00	18th

This tournament is being run using SpeechWire Tournament Services software - www.SpeechWire.com.
© 2004-2021 Ben Stewart - All Rights Reserved. SpeechWire version 4.22.000.

National Christian College Forensics Invitational

JV IPDA

Competitors in order

Competitor	Record	Drop H/L	Points	Opp. Wins	Results
L5 (Abilene Christian University) Nathan Marshall	5-1	151.00	226.00	17.00	1st
L3 (Abilene Christian University) Hannah Maniscalco	5-1	151.00	224.00	19.00	2nd
K5 (California Baptist University) Dylan Jacobs	4-2	155.00	231.00	20.00	3rd
M2 (Belmont University) Carly Crotty	4-2	146.00	219.00	21.00	4th
Q1 (Colorado Christian University) Emily Bergman	4-2	146.00	216.00	16.00	5th
B13 (Whitworth University) Kacie Foster	4-2	145.00	215.00	19.00	6th
B2 (Whitworth University) Payton Lo	3-3	153.00	229.00	21.00	7th
L4 (Abilene Christian University) Thomas Sorensen	3-3	152.00	226.50	16.00	8th
B6 (Whitworth University) Tricia Cebotari	3-3	152.00	225.00	16.00	9th
K9 (California Baptist University) Adrian King	3-3	151.00	227.00	20.00	10th
B12 (Whitworth University) Olivia Bolin	3-3	149.00	224.50	19.00	11th
B7 (Whitworth University) Nathan Cooper	3-3	147.00	220.50	18.00	12th
H2 (UC-Cumberlands) Gabe graham	3-3	142.00	212.00	21.00	13th
B11 (Whitworth University) Celeste Riley-Norman	2-4	153.00	221.00	18.00	14th
Q8 (Colorado Christian University) Ana Dosianu	2-4	134.00	201.00	16.00	15th
P2 (GCC) Courage Houston	1-5	146.00	211.50	15.00	16th
B10 (Whitworth University) Travis Plunkett	1-5	143.00	211.50	18.00	17th
M9 (Belmont University) Alivia Kempf	1-5	142.00	208.00	14.00	18th

This tournament is being run using SpeechWire Tournament Services software - www.SpeechWire.com.

© 2004-2021 Ben Stewart - All Rights Reserved. SpeechWire version 4.22.000.

National Christian College Forensics Invitational

JV IPDA

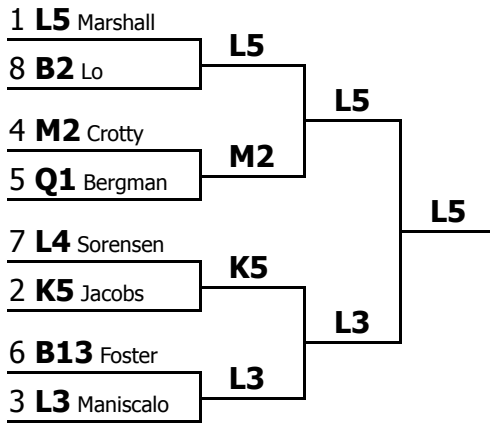
Individual speakers in order

Speaker	Drop H/L	Points	J Var	Results
Dylan Jacobs (K5) California Baptist University	155.00	231.00	0.6705	1st
Payton Lo (B2) Whitworth University	153.00	229.00	0.7388	2nd
Celeste Riley-Norman (B11) Whitworth University	153.00	221.00	0.2149	3rd
Thomas Sorensen (L4) Abilene Christian University	152.00	226.50	0.4534	4th
Tricia Cebotari (B6) Whitworth University	152.00	225.00	0.2185	5th
Adrian King (K9) California Baptist University	151.00	227.00	0.2696	6th
Nathan Marshall (L5) Abilene Christian University	151.00	226.00	0.3756	7th
Hannah Maniscalco (L3) Abilene Christian University	151.00	224.00	0.2694	8th
Olivia Bolin (B12) Whitworth University	149.00	224.50	-0.1486	9th
Nathan Cooper (B7) Whitworth University	147.00	220.50	-0.1689	10th
Carly Crotty (M2) Belmont University	146.00	219.00	0.0177	11th
Emily Bergman (Q1) Colorado Christian University	146.00	216.00	-0.1737	12th
Courage Houston (P2) GCC	146.00	211.50	-0.4899	13th
Kacie Foster (B13) Whitworth University	145.00	215.00	0.5539	14th
Travis Plunkett (B10) Whitworth University	143.00	211.50	-1.0523	15th
gabe graham (H2) UC-Cumberlands	142.00	212.00	-0.3599	16th
Alivia Kempf (M9) Belmont University	142.00	208.00	-0.6357	17th
Ana Dosianu (Q8) Colorado Christian University	134.00	201.00	-0.7534	18th

This tournament is being run using SpeechWire Tournament Services software - www.SpeechWire.com.

© 2004-2021 Ben Stewart - All Rights Reserved. SpeechWire version 4.22.000.

National Christian College Forensics Invitational
JV IPDA
Elimination round bracket



This tournament is being run using SpeechWire Tournament Services software - www.SpeechWire.com.
© 2004-2021 Ben Stewart - All Rights Reserved. SpeechWire version 4.22.000.

National Christian College Forensics Invitational
JV IPDA
Elimination round results

Quarterfinal round

1 L5 Nathan Marshall def. 8 B2 Payton Lo **3-0**
4 M2 Carly Crotty def. 5 Q1 Emily Bergman **2-1**
2 K5 Dylan Jacobs def. 7 L4 Thomas Sorensen **2-1**
3 L3 Hannah Maniscalò def. 6 B13 Kacie Foster **2-1**

Semifinal round

L5 Nathan Marshall def. M2 Carly Crotty **3-0**
L3 Hannah Maniscalò def. K5 Dylan Jacobs **2-1**

Final round

L5 Nathan Marshall (AFF) def. L3 Hannah Maniscalò (Neg) **1-0**

Champion: **L5 Nathan Marshall**

This tournament is being run using SpeechWire Tournament Services software - www.SpeechWire.com.
© 2004-2021 Ben Stewart - All Rights Reserved. SpeechWire version 4.22.000.

National Christian College Forensics Invitational Novice IPDA

Competitor	Round 1	Round 2	Round 3	Round 4	Round 5	Round 6	Totals	Results
B15 Whitworth University	BYE	L - L8 - Neg G2 Drayton Willey	W - S1 - AFF Q2 Sam Director	L - L7 - Neg T1 Braxton Clark	L - Q3 - AFF L1 Maddie Cupit	L - Q7 - Neg P1 Jason Edwards	2-4 199.8	14th
Emma Maple	33.30	27.50	40.00	35.00	29.00	35.00	199.80	13th
E1 Liberty University	L - Q7 - Neg L1 Maddie Cupit	L - L6 - AFF Y9 Robert Magnus	W - Q2 - AFF B8 Bri Miller	L - S1 - Neg L3 Heather Johnson	L - G6 - AFF B5 Liz Bone	BYE	2-4 187.2	16th
Jaiden Lane	40.00	25.00	31.00	31.00	29.00	31.20	187.20	16th
G4 Kansas Wesleyan University	W - Q2 - AFF L5 Sheila Ritchie	L - M11 - Neg B7 Tucker Wilson	L - L6 - Neg Q3 Blake Harris	W - Q4 - AFF R2 Sam Jones	L - L2 - AFF Y9 Robert Magnus	L - Q3 - Neg L6 Regan Hardeman	2-4 202	13th
Luke Hager	32.00	32.00	39.00	40.00	34.00	25.00	202.00	11th
G6 Kansas Wesleyan University	W - L8 - AFF R2 Sam Jones	W - Q2 - Neg B4 Jordan Bone	L - L7 - AFF B2 Lori Welch	L - Q3 - Neg L5 Sheila Ritchie	W - E1 - Neg B5 Liz Bone	W - S1 - AFF Q5 Tyler King	4-2 215	5th
Madeline Norrell	40.00	37.00	34.00	37.00	30.00	37.00	215.00	5th
H3 UC-Cumberlands	L - L7 - AFF Y9 Robert Magnus	L - Q4 - Neg B2 Lori Welch	BYE	W - Q2 - Neg K4 Michael Marse	W - L6 - AFF B3 Rebecca Korf	L - L2 - Neg Y16 Philip Allevato	3-3 187.2	11th
anuj dutta	28.00	32.00	31.20	31.00	35.00	30.00	187.20	15th
L2 Abilene Christian University	W - M11 - AFF B9 Micah Allred	W - T1 - Neg B8 Bri Miller	L - M7 - AFF B4 Jordan Bone	W - Q7 - Neg B5 Liz Bone	W - G4 - Neg Y9 Robert Magnus	W - H3 - AFF Y16 Philip Allevato	5-1 207	3rd
Jake Peace	32.00	36.00	36.00	36.00	35.00	32.00	207.00	9th
L6 Abilene Christian University	W - S1 - AFF M3 Jason Stahl	W - E1 - Neg Y9 Robert Magnus	W - G4 - AFF Q3 Blake Harris	L - M7 - Neg Q1 Cole Brown	L - H3 - Neg B3 Rebecca Korf	L - M11 - AFF Q4 Emily Director	3-3 217	9th
Meeyah Davis	33.00	38.00	40.00	36.00	34.00	36.00	217.00	7th
L7 Abilene Christian University	W - H3 - Neg Y9 Robert Magnus	W - Q3 - AFF Y14 Matt Thomas	W - G6 - Neg B2 Lori Welch	W - B15 - AFF T1 Braxton Clark	W - M7 - AFF B7 Tucker Wilson	L - Q4 - Neg B6 Jacob Farrell	5-1 220	2nd
Abby Weiss	35.00	40.00	36.00	37.00	37.00	35.00	220.00	4th
L8 Abilene Christian University	L - G6 - Neg R2 Sam Jones	W - B15 - AFF G2 Drayton Willey	W - Q3 - AFF G3 Michael Tate	W - M11 - Neg B8 Bri Miller	W - Q7 - AFF B4 Jordan Bone	L - M7 - Neg B5 Liz Bone	4-2 213	4th
Gracyn McGathy	39.00	28.00	37.00	35.00	38.00	36.00	213.00	3rd
M11 Belmont University	L - L2 - Neg B9 Micah Allred	W - G4 - AFF B7 Tucker Wilson	L - Q4 - Neg B3 Rebecca Korf	L - L8 - AFF B8 Bri Miller	W - T1 - AFF L3 Heather Johnson	W - L6 - Neg Q4 Emily Director	3-3 204	10th
Lauren Stanfill	29.00	35.00	35.00	32.00	37.00	36.00	204.00	10th
M7 Belmont University	W - Q4 - AFF L3 Heather Johnson	BYE	W - L2 - Neg B4 Jordan Bone	W - L6 - AFF Q1 Cole Brown	L - L7 - Neg B7 Tucker Wilson	W - L8 - AFF B5 Liz Bone	5-1 224.4	1st
Max Caskie	37.00	37.40	38.00	38.00	36.00	38.00	224.40	1st
Q2 Colorado Christian University	L - G4 - Neg L5 Sheila Ritchie	L - G6 - AFF B4 Jordan Bone	L - E1 - Neg B8 Bri Miller	L - H3 - AFF K4 Michael Marse	BYE	L - T1 - Neg Y14 Matt Thomas	1-5 177.6	17th
Zeke Kellog	31.00	30.00	27.00	30.00	29.60	30.00	177.60	17th
Q3 Colorado Christian University	W - T1 - AFF L2 Keely Hardeman	L - L7 - Neg Y14 Matt Thomas	L - L8 - Neg G3 Michael Tate	W - G6 - AFF L5 Sheila Ritchie	W - B15 - Neg L1 Maddie Cupit	W - G4 - AFF L6 Regan Hardeman	4-2 203.5	7th
Sara Reid	30.00	37.00	35.50	38.00	30.00	33.00	203.50	12th
Q4 Colorado Christian University	L - M7 - Neg L3 Heather Johnson	W - H3 - AFF B2 Lori Welch	W - M11 - AFF B3 Rebecca Korf	L - G4 - Neg R2 Sam Jones	W - S1 - Neg L2 Keely Hardeman	W - L7 - AFF B6 Jacob Farrell	4-2 218	6th
Beth Wendt	35.00	35.00	36.00	39.00	36.00	37.00	218.00	6th
Q7 Colorado Christian University	W - E1 - AFF L1 Maddie Cupit	L - S1 - Neg B3 Rebecca Korf	W - T1 - Neg E2 Peter Lundrigan	L - L2 - AFF B5 Liz Bone	L - L8 - Neg B4 Jordan Bone	W - B15 - AFF P1 Jason Edwards	3-3 216	8th
Archer Craddock	40.00	34.00	40.00	30.00	36.00	36.00	216.00	2nd
S1 Arizona Christian University	L - L6 - Neg M3 Jason Stahl	W - Q7 - AFF B3 Rebecca Korf	L - B15 - Neg Q2 Sam Director	W - E1 - AFF L3 Heather Johnson	L - Q4 - AFF L2 Keely Hardeman	L - G6 - Neg Q5 Tyler King	2-4 213	12th
Rachel Anklam	32.00	38.00	39.00	36.00	32.00	36.00	213.00	8th
T1 Howard Payne	L - Q3 - Neg L2 Keely Hardeman	L - L2 - AFF B8 Bri Miller	L - Q7 - AFF E2 Peter Lundrigan	BYE	L - M11 - Neg L3 Heather Johnson	W - Q2 - AFF Y14 Matt Thomas	2-4 186	15th
Abigail Poling	25.00	32.00	30.00	31.00	33.00	35.00	186.00	14th

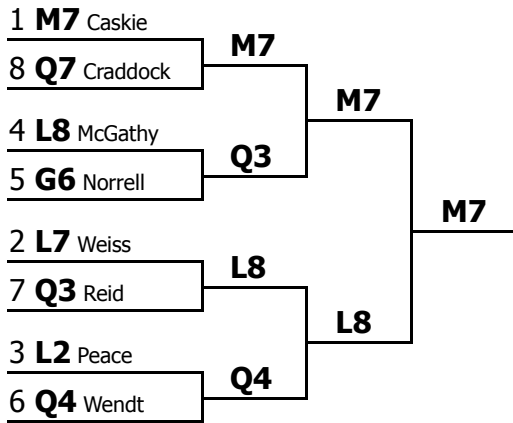
National Christian College Forensics Invitational
Novice IPDA
Competitors in order

Competitor	Record	Drop H/L	Points	Opp. Wins	Results
M7 (Belmont University) Max Caskie	5-1	150.40	224.40	25.20	1st
L7 (Abilene Christian University) Abby Weiss	5-1	145.00	220.00	22.00	2nd
L2 (Abilene Christian University) Jake Peace	5-1	139.00	207.00	18.00	3rd
L8 (Abilene Christian University) Gracyn McGathy	4-2	146.00	213.00	21.00	4th
G6 (Kansas Wesleyan University) Madeline Norrell	4-2	145.00	215.00	18.00	5th
Q4 (Colorado Christian University) Beth Wendt	4-2	144.00	218.00	20.00	6th
Q3 (Colorado Christian University) Sara Reid	4-2	135.50	203.50	19.00	7th
Q7 (Colorado Christian University) Archer Craddock	3-3	146.00	216.00	17.00	8th
L6 (Abilene Christian University) Meeyah Davis	3-3	144.00	217.00	17.00	9th
M11 (Belmont University) Lauren Stanfill	3-3	138.00	204.00	20.00	10th
H3 (UC-Cumberlands) Anuj dutta	3-3	124.20	187.20	21.60	11th
S1 (Arizona Christian University) Rachel Anklam	2-4	142.00	213.00	18.00	12th
G4 (Kansas Wesleyan University) Luke Hager	2-4	137.00	202.00	20.00	13th
B15 (Whitworth University) Emma Maple	2-4	132.30	199.80	21.60	14th
T1 (Howard Payne) Abigail Poling	2-4	126.00	186.00	19.20	15th
E1 (Liberty University) Jaiden Lane	2-4	122.20	187.20	15.60	16th
Q2 (Colorado Christian University) Zeke Kellog	1-5	119.60	177.60	15.60	17th

National Christian College Forensics Invitational**Novice IPDA****Individual speakers in order**

Speaker	Drop H/L	Points	J Var	Results
Max Caskie (M7) Belmont University	150.40	224.40	0.8058	1st
Archer Craddock (Q7) Colorado Christian University	146.00	216.00	0.1068	2nd
Gracyn McGathy (L8) Abilene Christian University	146.00	213.00	0.4805	3rd
Abby Weiss (L7) Abilene Christian University	145.00	220.00	0.5880	4th
Madeline Norrell (G6) Kansas Wesleyan University	145.00	215.00	0.2867	5th
Beth Wendt (Q4) Colorado Christian University	144.00	218.00	0.3234	6th
Meeyah Davis (L6) Abilene Christian University	144.00	217.00	0.1562	7th
Rachel Anklam (S1) Arizona Christian University	142.00	213.00	0.0682	8th
Jake Peace (L2) Abilene Christian University	139.00	207.00	0.6503	9th
Lauren Stanfill (M11) Belmont University	138.00	204.00	-0.0131	10th
Luke Hager (G4) Kansas Wesleyan University	137.00	202.00	-0.3907	11th
Sara Reid (Q3) Colorado Christian University	135.50	203.50	0.0680	12th
Emma Maple (B15) Whitworth University	132.30	199.80	-0.4721	13th
Abigail Poling (T1) Howard Payne	126.00	186.00	-0.5798	14th
anuj dutta (H3) UC-Cumberlands	124.20	187.20	-0.4903	15th
Jaiden Lane (E1) Liberty University	122.20	187.20	-0.7365	16th
Zeke Kellog (Q2) Colorado Christian University	119.60	177.60	-1.3161	17th

National Christian College Forensics Invitational
Novice IPDA
Elimination round bracket



This tournament is being run using SpeechWire Tournament Services software - www.SpeechWire.com.
© 2004-2021 Ben Stewart - All Rights Reserved. SpeechWire version 4.22.000.

National Christian College Forensics Invitational
Novice IPDA
Elimination round results

Quarterfinal round

1 M7 Max Caskie def. 8 Q7 Archer Craddock **3-0**
4 L8 Gracyn McGathy (AFF) def. 5 G6 Madeline Norrell (Neg) **3-0**
7 Q3 Sara Reid (AFF) def. 2 L7 Abby Weiss (Neg) **2-1**
6 Q4 Beth Wendt def. 3 L2 Jake Peace **3-0**

Semifinal round

M7 Max Caskie (Neg) def. Q3 Sara Reid **2-1**
L8 Gracyn McGathy def. Q4 Beth Wendt **2-1**

Final round

M7 Max Caskie (Neg) def. L8 Gracyn McGathy (AFF) **3-0**

Champion: **M7 Max Caskie**

This tournament is being run using SpeechWire Tournament Services software - www.SpeechWire.com.
© 2004-2021 Ben Stewart - All Rights Reserved. SpeechWire version 4.22.000.

National Christian College Forensics Invitational Parliamentary Debate

Competitor	Round 1	Round 2	Round 3	Round 4	Round 5	Round 6	Totals	Results
G3 Kansas Wesleyan University	L - J6 - Neg P2 Andrew Harvey	W - J8 - AFF Y12 Emily Helmen	L - P3 - AFF J2 Benjamin Lange	L - J7 - Neg U1 Liz Absher	W - R7 - Neg Y17 Kerry Bloomfield	W - J7 - AFF Y12 Emily Helmen	3-3 335.2	7th
Savannah Bonilla	28.90	26.00	28.00	29.00	28.00	26.00	165.90	14th
Abby Wray	28.80	26.00	28.50	29.00	27.00	30.00	169.30	6th
G5 Kansas Wesleyan University	W - P3 - AFF Y10 Emma Johnson	W - J4 - Neg P2 Andrew Harvey	W - P4 - AFF J3 Jackson DeVight	W - U1 - Neg J2 Benjamin Lange	W - J6 - AFF U1 Liz Absher	L - J6 - Neg Y17 Kerry Bloomfield	5-1 339.4	1st
Madi Mitchell	27.00	28.90	29.00	28.50	30.00	25.00	168.40	5th
Bryce Boyd	28.00	29.00	29.00	29.00	30.00	26.00	171.00	1st
J4 Concordia University Irvine	L - U1 - Neg Y12 Emily Helmen	L - G5 - AFF P2 Andrew Harvey	W - R7 - AFF G2 Drayton Willey	W - R6 - Neg Y4 Jason Jenkins	W - P4 - AFF R2 Sam Jones	W - P4 - Neg U1 Liz Absher	4-2 337.3	2nd
Nathan Estrick	25.00	28.80	27.90	29.00	30.00	29.00	169.70	2nd
Benjamin Wagner	26.00	28.70	27.00	28.00	29.90	28.00	167.60	13th
J6 Concordia University Irvine	W - G3 - AFF P2 Andrew Harvey	W - R7 - Neg W1 Jon Logging	L - U1 - AFF Y4 Jason Jenkins	W - P3 - Neg G2 Drayton Willey	L - G5 - Neg U1 Liz Absher	W - G5 - AFF Y17 Kerry Bloomfield	4-2 329.7	6th
Diana Macias	28.70	23.00	25.00	28.00	29.00	27.00	160.70	19th
Ryan Dunn	29.00	27.00	27.00	28.00	30.00	28.00	169.00	11th
J7 Concordia University Irvine	L - P4 - Neg G2 Drayton Willey	L - U1 - AFF G3 Michael Tate	L - U2 - Neg Y12 Emily Helmen	W - G3 - AFF U1 Liz Absher	L - R6 - AFF G1 Autumn Zimmerman	L - G3 - Neg Y12 Emily Helmen	1-5 297.4	12th
Christiana Patton	26.00	27.00	24.00	28.00	28.00	22.00	155.00	23rd
Axel Aguilar	25.00	25.40	20.00	26.00	27.00	19.00	142.40	24th
J8 Concordia University Irvine	W - R7 - AFF U1 Liz Absher	L - G3 - Neg Y12 Emily Helmen	W - R6 - AFF P2 Andrew Harvey	W - P4 - Neg G3 Michael Tate	W - U1 - AFF G2 Drayton Willey	L - U1 - Neg P2 Andrew Harvey	4-2 337.2	3rd
Kaitlyn Gleeson	29.00	26.00	27.00	29.70	29.00	28.00	168.70	7th
Sean Nowlan	30.00	26.00	26.50	29.00	28.50	28.50	168.50	10th
P3 GCC	L - G5 - Neg Y10 Emma Johnson	W - R6 - AFF U1 Liz Absher	W - G3 - Neg J2 Benjamin Lange	L - J6 - AFF G2 Drayton Willey	W - U2 - AFF Y4 Jason Jenkins	W - R6 - Neg J3 Jackson DeVight	4-2 339.4	4th
Reese Overholt	27.00	28.00	27.50	27.90	30.00	28.50	168.90	12th
Susannah Barnes	28.00	29.00	29.00	27.50	29.00	28.00	170.50	3rd
P4 GCC	W - J7 - AFF G2 Drayton Willey	W - U2 - Neg J2 Benjamin Lange	L - G5 - Neg J3 Jackson DeVight	L - J8 - AFF G3 Michael Tate	L - J4 - Neg R2 Sam Jones	L - J4 - AFF U1 Liz Absher	2-4 333.7	9th
Estan Sutter	26.00	27.50	28.00	27.00	29.80	27.00	165.30	17th
Brayden Peppo	26.10	28.50	28.00	27.10	29.70	29.00	168.40	9th
R6 GCU	W - U2 - AFF J3 Jackson DeVight	L - P3 - Neg U1 Liz Absher	L - J8 - Neg P2 Andrew Harvey	L - J4 - AFF Y4 Jason Jenkins	W - J7 - Neg G1 Autumn Zimmerman	L - P3 - AFF J3 Jackson DeVight	2-4 324	10th
Scarlet Villarreal	28.00	27.00	25.50	25.00	28.50	26.50	160.50	20th
Shane McShane	28.50	27.00	26.00	27.00	27.50	27.50	163.50	18th
R7 GCU	L - J8 - Neg U1 Liz Absher	L - J6 - AFF W1 Jon Logging	L - J4 - Neg G2 Drayton Willey	L - U2 - AFF G1 Autumn Zimmerman	L - G3 - AFF Y17 Kerry Bloomfield	W - U2 - Neg J2 Benjamin Lange	1-5 313	11th
Jared Holliday	28.00	22.00	25.00	28.50	25.00	27.00	155.50	22nd
Julia Kupis	27.00	24.00	25.00	28.00	26.00	27.50	157.50	21st
U1 Bryan College	W - J4 - AFF Y12 Emily Helmen	W - J7 - Neg G3 Michael Tate	W - J6 - Neg Y4 Jason Jenkins	L - G5 - AFF J2 Benjamin Lange	L - J8 - Neg G2 Drayton Willey	W - J8 - AFF P2 Andrew Harvey	4-2 334	5th
Josh Bianchi	29.00	29.00	28.00	28.50	26.50	28.00	169.00	4th
Alex Daniels	28.00	28.00	29.00	28.00	26.00	26.00	165.00	15th
U2 Bryan College	L - R6 - Neg J3 Jackson DeVight	L - P4 - AFF J2 Benjamin Lange	W - J7 - AFF Y12 Emily Helmen	W - R7 - Neg G1 Autumn Zimmerman	L - P3 - Neg Y4 Jason Jenkins	L - R7 - AFF J2 Benjamin Lange	2-4 332	8th
Cameron Wisniewski	27.00	28.00	23.00	29.50	29.00	29.00	165.50	8th
Josh Cotton	27.00	27.50	27.00	30.00	27.00	28.00	166.50	16th

National Christian College Forensics Invitational
Parliamentary Debate
Competitors in order

Competitor	Record	Drop H/L	Points	Opp. Wins	Results
G5 (Kansas Wesleyan University Varsity) Madi Mitchell and Bryce Boyd	5-1	228.40	339.40	22.00	1st
J4 (Concordia University Irvine Varsity) Benjamin Wagner and Nathan Estrick	4-2	226.40	337.30	16.00	2nd
J8 (Concordia University Irvine Varsity) Kaitlyn Gleeson and Sean Nowlan	4-2	226.20	337.20	16.00	3rd
P3 (GCC Varsity) Reese Overholt and Susannah Barnes	4-2	225.40	339.40	18.00	4th
U1 (Bryan College Varsity) Alex Daniels and Josh Bianchi	4-2	224.50	334.00	22.00	5th
J6 (Concordia University Irvine Varsity) Diana Macias and Ryan Dunn	4-2	220.70	329.70	22.00	6th
G3 (Kansas Wesleyan University Varsity) Savannah Bonilla and Abby Wray	3-3	225.20	335.20	15.00	7th
U2 (Bryan College Novice) Josh Cotton and Cameron Wisniewski	2-4	222.50	332.00	11.00	8th
P4 (GCC JV) Estan Sutter and Brayden Peppo	2-4	222.10	333.70	20.00	9th
R6 (GCU JV) Scarlet Villarreal and Shane McShane	2-4	216.00	324.00	19.00	10th
R7 (GCU Varsity) Julia Kupis and Jared Holliday	1-5	210.50	313.00	19.00	11th
J7 (Concordia University Irvine Novice) Christiana Patton and Axel Aguilar	1-5	201.40	297.40	16.00	12th

This tournament is being run using SpeechWire Tournament Services software - www.SpeechWire.com.
 © 2004-2021 Ben Stewart - All Rights Reserved. SpeechWire version 4.22.000.

National Christian College Forensics Invitational
Parliamentary Debate
 Individual speakers in order

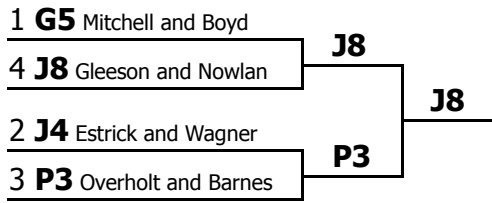
Speaker	Drop H/L	Points	J Var	Results
Bryce Boyd (G5 Varsity) Kansas Wesleyan University	115.00	171.00	0.9022	1st
Nathan Estrick (J4 Varsity) Concordia University Irvine	114.70	169.70	0.6461	2nd
Susannah Barnes (P3 Varsity) GCC	114.00	170.50	0.6886	3rd
Josh Bianchi (U1 Varsity) Bryan College	113.50	169.00	0.4545	4th
Madi Mitchell (G5 Varsity) Kansas Wesleyan University	113.40	168.40	0.3262	5th
Abby Wray (G3 Varsity) Kansas Wesleyan University	113.30	169.30	0.6816	6th
Kaitlyn Gleeson (J8 Varsity) Concordia University Irvine	113.00	168.70	0.5187	7th
Cameron Wisniewski (U2 Novice) Bryan College	113.00	165.50	0.2066	8th
Brayden Peppo (P4 JV) GCC	112.60	168.40	-0.1714	9th
Sean Nowlan (J8 Varsity) Concordia University Irvine	112.50	168.50	0.5127	10th
Ryan Dunn (J6 Varsity) Concordia University Irvine	112.00	169.00	0.8748	11th
Reese Overholt (P3 Varsity) GCC	111.90	168.90	0.1162	12th
Benjamin Wagner (J4 Varsity) Concordia University Irvine	111.70	167.60	0.2010	13th
Savannah Bonilla (G3 Varsity) Kansas Wesleyan University	110.90	165.90	0.4771	14th
Alex Daniels (U1 Varsity) Bryan College	110.00	165.00	-0.0796	15th
Josh Cotton (U2 Novice) Bryan College	109.50	166.50	-0.0984	16th
Estan Sutter (P4 JV) GCC	109.50	165.30	-0.6159	17th
Shane McShane (R6 JV) GCU	109.00	163.50	-0.6455	18th
Diana Macias (J6 Varsity) Concordia University Irvine	108.70	160.70	0.0389	19th
Scarlet Villarreal (R6 JV) GCU	107.00	160.50	-1.0672	20th

National Christian College Forensics Invitational
Parliamentary Debate
Individual speakers in order

Speaker	Drop H/L	Points	J Var	Results
Julia Kupis (R7 Varsity) GCU	105.50	157.50	-0.7377	21st
Jared Holliday (R7 Varsity) GCU	105.00	155.50	-0.9420	22nd
Christiana Patton (J7 Novice) Concordia University Irvine	105.00	155.00	-0.5673	23rd
Axel Aguilar (J7 Novice) Concordia University Irvine	96.40	142.40	-1.7204	24th

This tournament is being run using SpeechWire Tournament Services software - www.SpeechWire.com.
© 2004-2021 Ben Stewart - All Rights Reserved. SpeechWire version 4.22.000.

National Christian College Forensics Invitational
Parliamentary Debate
Elimination round bracket



This tournament is being run using SpeechWire Tournament Services software - www.SpeechWire.com.
© 2004-2021 Ben Stewart - All Rights Reserved. SpeechWire version 4.22.000.

**National Christian College Forensics Invitational
Parliamentary Debate
Elimination round results**

Semifinal round

4 J8 Kaitlyn Gleeson and Sean Nowlan (AFF) def. 1 G5 Madi Mitchell and Bryce Boyd (Neg) **2-1**
3 P3 Reese Overholt and Susannah Barnes (AFF) def. 2 J4 Nathan Estrick and Benjamin Wagner (Neg) **3-0**

Final round

J8 Kaitlyn Gleeson and Sean Nowlan def. P3 Reese Overholt and Susannah Barnes **2-1**

Champion: **J8 Kaitlyn Gleeson and Sean Nowlan**

This tournament is being run using SpeechWire Tournament Services software - www.SpeechWire.com.
© 2004-2021 Ben Stewart - All Rights Reserved. SpeechWire version 4.22.000.

2021 NCCFI Novice Speech Sweeps

Place	Student	Pre 1	Pre 2	Pre 3	Pre 4	Elim 1	Elim 2	Overall total
1st	Olivia Bolin Whitworth University	PER (N) B12	2 POE (N) B12	2 PRO (N) B12	8	PRO (N) B12 FINAL 10 pts	10 POE (N) B12 FINAL 10 pts	10 32
2nd	Maren Moses Cedarville University IE	DI (N) A4	1 IMP (N) A4	6 PER (N) A4	5	IMP (N) A4 FINAL 4 pts	4 PER (N) A4 FINAL 10 pts	10 26
3rd	Kendall Woods Colorado Christian University	ADS (N) Q10	1 DI (N) Q10	1 POI (N) Q10	3 PRO (N) Q10	5		9
4th	Taalyn Kanaan California Baptist University	DI (N) K6	0 IMP (N) K6	3 PRO (N) K6	3			6

2021 NCCFI Open Tournament Sweepstakes

Place	Student	Pre 1	Pre 2	Pre 3	Pre 4	Pre 5	Pre 6	Pre 7	Elim 1	Elim 2	Elim 3	Elim 4	Overall total
1st	Chauncella Koulibali Whitworth University	7 INF (V) B14 FINAL 4 pts	5 PER (V) B14 FINAL 12 pts	8 POE (V) B14 FINAL 12 pts	7 POI (V) B14 FINAL 12 pts	9 PRO (V) B14 FINAL 12 pts	9 IIPDA (V) B14 FINAL 12 pts		4 INF (V) B14 FINAL 4 pts	12 PRO (V) B14 FINAL 12 pts	12 POI (V) B14 FINAL 12 pts	12 POE (V) B14 FINAL 12 pts	71
2nd	Alex Boesch Cedarville University IE	7 CA (V) A1 FINAL 10 pts	6 DI (V) A1 FINAL 12 pts	4 IMP (V) A1 FINAL 10 pts	8 FLIT (V) A1 FINAL 12 pts				10 CA (V) A1 FINAL 10 pts	12 FLIT (V) A1 FINAL 12 pts	10 DI (V) A1 FINAL 10 pts		57
3rd	Aaron Kleinschmidt Belmont University	5 ADS (V) M5 FINAL 8 pts	6 IMP (V) M5 FINAL 12 pts	6 PRO (V) M5 FINAL 12 pts	8 DUO (V) M6 FINAL 8 pts				8 IMP (V) M5 FINAL 8 pts	12 DUO (V) M6 FINAL 12 pts	8 PRO (V) M5 FINAL 8 pts		53
4th	Kay Wills Liberty University	8 CA (V) E9 FINAL 12 pts	6 INF (V) E9 FINAL 12 pts	5 FLIT (V) E9 FINAL 12 pts	2 POI (V) E9 FINAL 6 pts				12 INF (V) E9 FINAL 12 pts	12 CA (V) E9 FINAL 12 pts	6 FLIT (V) E9 FINAL 6 pts		51
5th	Paul R. Miller Cedarville University IE	5 IMP (V) A2 FINAL 4 pts	9 INF (V) A2 FINAL 10 pts	6 FLIT (V) A2 FINAL 5 pts	3 POE (V) A2 FINAL 6 pts	5 PRO (V) A2 FINAL 6 pts			4 IMP (V) A2 FINAL 4 pts	10 INF (V) A2 FINAL 10 pts	5 FLIT (V) A2 FINAL 5 pts	6 PRO (V) A2 FINAL 6 pts	50
6th	Lucy Manning Howard Payne	2 EXT (V) T2 FINAL 12 pts	1 INF (V) T2 FINAL 15 pts	3 RT (V) T5 FINAL 15 pts	15 IIPDA (V) T2 FINAL 15 pts				12 RT (V) T5 FINAL 12 pts	15 IIPDA (V) T2 FINAL 15 pts			48
7th	Abby Wray Kansas Wesleyan University	6 DI (V) G2 FINAL 12 pts	9 EXT (V) G2 FINAL 4 pts	4 POI (V) G2 FINAL 8 pts	4.5 PARLI (V) G3 FINAL 8 pts				12 DI (V) G2 FINAL 12 pts	4 EXT (V) G2 FINAL 4 pts	8 POI (V) G2 FINAL 8 pts		47.5

Place	Student	Pre 1	Pre 2	Pre 3	Pre 4	Pre 5	Pre 6	Pre 7	Elim 1	Elim 2	Elim 3	Elim 4	Overall total
8th	Devin Schurman Howard Payne	8 EXT (V) T4	5 IMP (V) T4	3 RT (V) T5	9 IIPDA (V) T4				12 RT (V) T5 FINAL 12 pts	6 EXT (V) T4 FINAL 6 pts			43
9th	Victorie Norman Liberty University	3 DUO (V) E5	5 Hom (V) E6	0 FLIT (V) E6	3 POE (V) E6	7 PRO (V) E6			5 PRO (V) E6 FINAL 5 pts	8 POE (V) E6 FINAL 8 pts	10 Hom (V) E6 FINAL 10 pts		41
10th	Alex Jordan Belmont University (Tie broken on no. of 1's)	3 DI (V) M6	4 IMP (V) M6	8 DUO (V) M6	5 FLIT (V) M6				8 FLIT (V) M6 FINAL 8 pts	12 DUO (V) M6 FINAL 12 pts			40
11th	Emily Bergman Colorado Christian University	6 DUO (V) Q9	1 DUO (V) Q11	3 IMP (V) Q1	5 PER (V) Q1	0 RT (V) Q10	4 EXT (V) Q1	12 IIPDA (J) Q1	3 IIPDA (J) Q1 QTR	10 DUO (V) Q9 FINAL 10 pts			40
12th	Corbin Meacham Colorado Christian University	7 ADS (V) Q9	0 DI (V) Q9	6 DUO (V) Q9	1 IMP (V) Q9	2 POI (V) Q9	6 IIPDA (V) Q9		10 DUO (V) Q9 FINAL 10 pts	8 ADS (V) Q9 FINAL 8 pts			39
13th	Parker Brown Howard Payne	0 Hom (V) T6	2 IMP (V) T6	3 RT (V) T5	9 IIPDA (V) T6				12 RT (V) T5 FINAL 12 pts	5 Hom (V) T6 FINAL 5 pts			31
14th	Esme Maldonado Howard Payne	3 EXT (V) T5	3 IMP (V) T5	3 RT (V) T5	6 IIPDA (V) T5				12 RT (V) T5 FINAL 12 pts				27
15th	Kristin Hodges Liberty University	8 Hom (V) E2	5 IMP (V) E2	0 POI (V) E2	1 PRO (V) E2				12 Hom (V) E2 FINAL 12 pts				26

2021 NCCFI - Overall Sweepstakes

	IE Division	Debate Division	IE Points	IE Rank	Debate Points	Debate Rank	IE %	Debate %	Total	Overall Rk	Points/Entry	Entries	Quality Rank
A - Cedarville University	2		160	1			10.44%	0.00%	10.44%		9.41	17	
B - Whitworth University	1	1	335	1	111	2	21.85%	13.42%	35.27%	1	7.19	62	
C - Concordia University, Nebraska	3		104	2			6.78%	0.00%	6.78%		9.45	11	
D - Bethel University	2		50				3.26%	0.00%	3.26%		2.94	17	
E - Liberty University	1	2	180	2	9		11.74%	1.09%	12.83%		6.75	28	
G - Kansas Wesleyan University	1	1	162	3	57		10.57%	6.89%	17.46%		7.82	28	
H - University of the Cumberlands		2	0		21	3	0.00%	2.54%	2.54%		7.00	3	
I - Palm Beach Atlantic University	3		0				0.00%	0.00%	0.00%		0.00	2	
J - Concordia University, Irvine	3	1	3		98		0.20%	11.85%	12.05%		11.22	9	
K - California Baptist University	2	2	118	2	27	2	7.70%	3.26%	10.96%		6.04	24	
L - Abilene Christian University		1	0		155	1	0.00%	18.74%	18.74%		19.38	8	1
M - Belmont University	3	1	119	1	100		7.76%	12.09%	19.85%	3	13.69	16	2
N - Azusa Pacific University	3		6				0.39%	0.00%	0.39%		3.00	2	
P - Grove City College		2	0		54	1	0.00%	6.53%	6.53%		13.50	4	3
Q - Colorado Christian University	1	1	149		102	3	9.72%	12.33%	22.05%	2	5.46	46	
R - Grand Canyon University	3	2	46	3	9		3.00%	1.09%	4.09%		5.50	10	
S - Arizona Christian University		2	0		6		0.00%	0.73%	0.73%		6.00	1	
T - Howard Payne University	2	1	101	3	60		6.59%	7.26%	13.84%		6.71	24	
U - Bryan College		2	0		18		0.00%	2.18%	2.18%		9.00	2	

1533

827